



## UNIVERSITY FACILITIES MANAGEMENT

Sixth Avenue and Grant Street • P.O. Box 172760 • Bozeman, Montana 59717-2760  
Phone: (406) 994-5413 • Fax: (406) 994-5665

### ADDENDUM NO. 1 - OUTLINE AND SUMMARY INFORMATION

Project Name: MAES Lutz Farm Wildlife Fence

PPA No.: 21-0122

Location: Penwell Bridge Rd, Bozeman MT

Date: Sept 4, 2023

To: *All Plan Holders of Record*

*The Plans and Specification prepared by Hip & Humble Architecture, LLC, dated 08.15.23, shall be clarified and added as follow. The bidder proposes to perform all the following clarifications or changes. It is understood that the Base Bid shall include any modification of Work or Additional Work that may be required by reason of the following change or clarifications.*

*The Bidders are to acknowledge the receipt of this Addendum by inserting its number and date into their Bid Forms. Failure to acknowledge may subject the Bidder to disqualification and rejection of the bid. This Addendum forms part of the Contract Documents as if bound therein and modifies them as follows:*

- I. PRIOR APPROVALS – NOT USED
- II. AMENDMENTS TO THE PROJECT MANUAL – NOT USED
- III. AMENDMENTS TO THE DRAWINGS
  - A. SHEET A2-2, DETAILS 3 & 6: REPLACE 18' gate design shown with new gate design indicated on attached supplemental drawings SD1-1.
  - B. SHEET A2-3, DETAIL 3: REPLACE 18' gate design shown with new gate design indicated on attached supplemental drawings SD1-1. DETAIL 4: REPLACE man gate design shown with new gate design indicated on attached supplemental drawings SD1-2.
  - C. SHEET A2-5, DETAIL 4: REPLACE 18' gate design shown with new gate design indicated on attached supplemental drawings SD1-1 and REPLACE man gate design shown with new gate design indicated on attached supplemental drawings SD1-2.
  - D. SHEET A3-1, PROJECT MATERIAL SPECIFICATIONS:
    1. ITEM 1-FIXED KNOT WILDLIFE FENCING: DELETE all approved alternate fencing manufacturers and DELETE substitution requests for fixed knot wildlife fencing.
    2. ITEM 2-T POSTS: REPLACE entire section with the following; All T-posts to be painted steel heavy duty T-posts with a studded bottom plate, 12' length, 1.5 LB per foot. Basis of specification is SASCO (San Antonio Steel Co.) Code- T5012X, Mfr.- CMC, Color- green. Provide galvanized or stainless steel clips for securely fastening wire fence to T-posts. Provide one clip per 12" of post height above ground and top and bottom of fencing, 8' of

exposed post requires 9 clips. Substitution requests for equal or greater products will be reviewed by owner and architect during the bidding process.

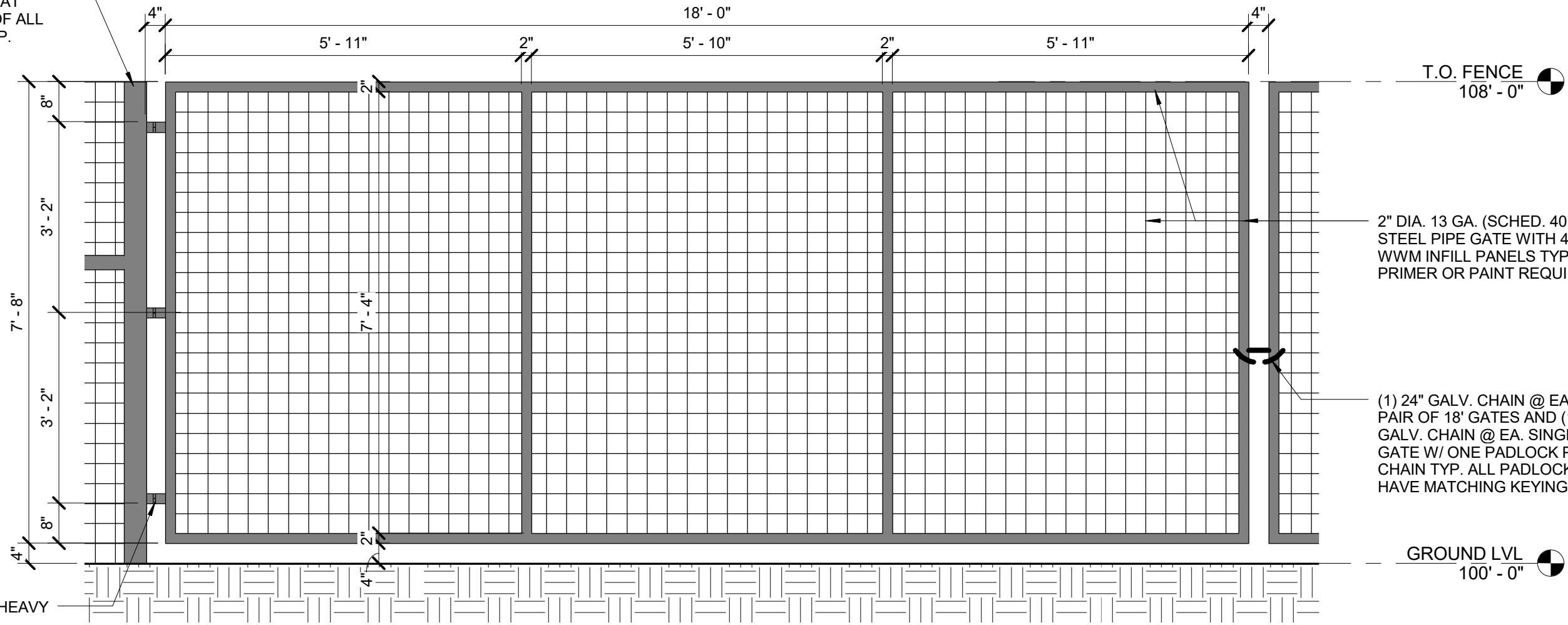
3. ITEM 8-GATE ACCESSORIES: ADD subsection E. Drop Bolts – Contractor to furnish and install one drop bolt at each 18' gate. Drop bolts to be Tech Team EZ open item #929 for 2" diameter tubular gate frames with 24" long x 3/4" diameter bolt rod. All components to have zinc electroplate finish. Each bracket to have two clamps per bracket and clamps are to have flat inside perimeter typical.
  4. ITEM 10-WELDING: REPLACE subsection C with the following language; All gate welds shall be performed by qualified welders in accordance with A.W.S. specifications, latest editions. All fencing and brace welding to be completed by welders with a minimum of 3 years experience. All welding electrodes shall conform to A.W.S. A5.1, grade E70 bare electrodes and granular flux shall conform to A.W.S. A5.17 F70 flux classification.
  5. ITEM 10-WELDING: REPLACE subsection D with the following language; Welding electrodes will be E70XX, welds 3/16" minimum on gates, fences, posts, and braces. All welding and testing of welds will be in accordance to American Welding Society of Codes and Recommendations. Gate welders shall hold current valid certifications. Fence and brace welders shall have 3 years minimum experience.
- E. SHEET A3-1, DETAIL 4: REPLACE 18' gate design shown with new gate design indicated on attached supplemental drawings SD1-1.

IV. GENERAL INFORMATION – NOT USED

V. ATTACHMENTS

- A. SD1-1 REVISED 18' GATE DESIGN
- B. SD1-2 REVISED MAN GATE DESIGN

4-1/2" DIA. DRILL  
STEM POSTS AT  
HINGE SIDE OF ALL  
18' GATES TYP.




1 DETAIL @ TYP. 18' GATE-ADD 1  
SD1-1 1/2" = 1'-0"



HIP AND HUMBLE ARCHITECTURE, LLC  
418 S. 5th Avenue Bozeman, MT 59715  
406.581.3832 www.hahaarchitect.com

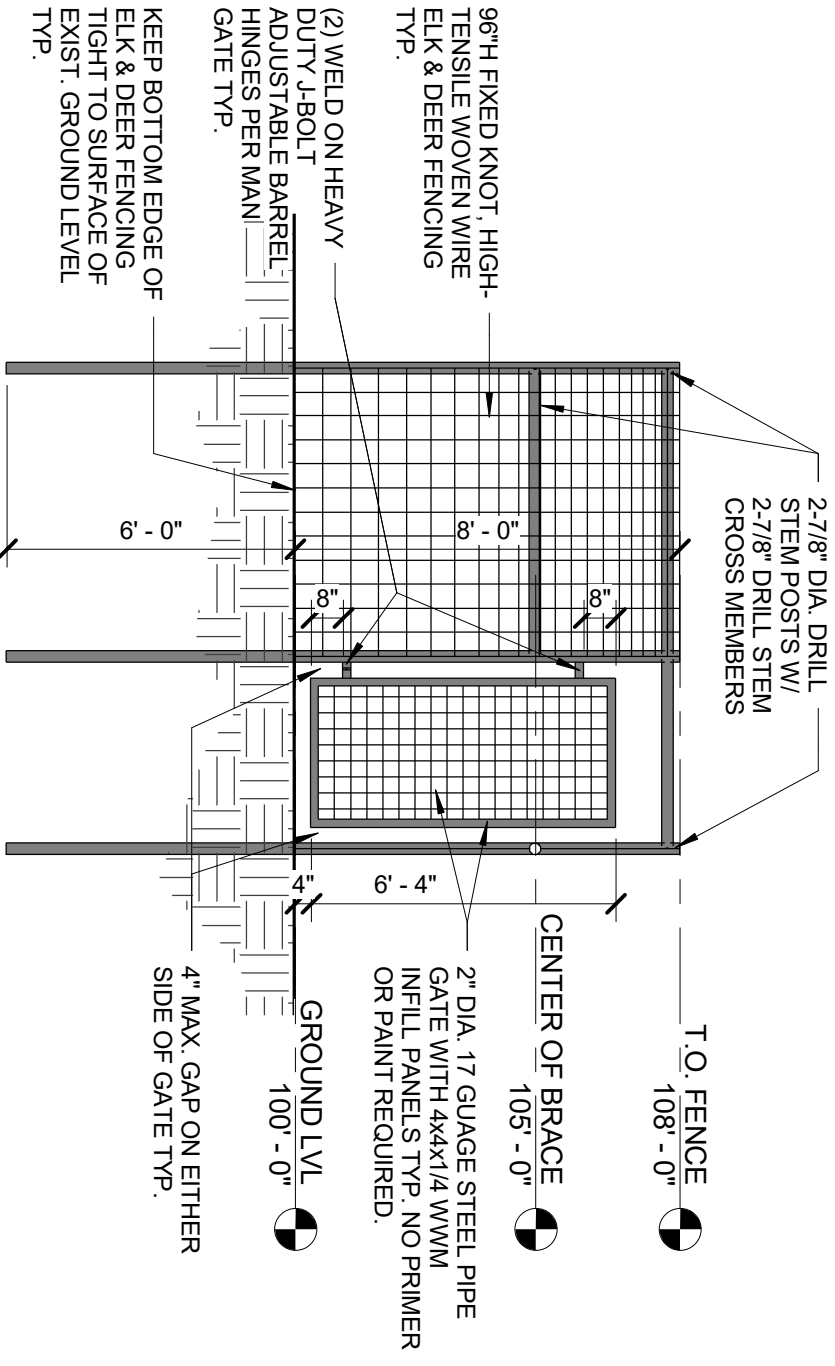
LUTZ FARM



DRAWN BY:  
RM  
PROJECT #:  
21-0122

SHEET #:  
SD1-1

DATE: 09.04.23



1 RECESSED GATE SIDE  
 ELEV-ADD 1  
 SD1-2 1/4" = 1'-0"

LUTZ FARM



HIP AND HUMBLE ARCHITECTURE, LLC  
 418 S. 5th Ave. Bozeman, MT 59715  
 406 581-3832 + www.hhaarchitect.com

DRAWN BY:  
 RM  
 PROJECT #:  
 21-0122

SHEET #:  
 SD1-2  
 DATE: 09.04.23

CLARIFICATION: