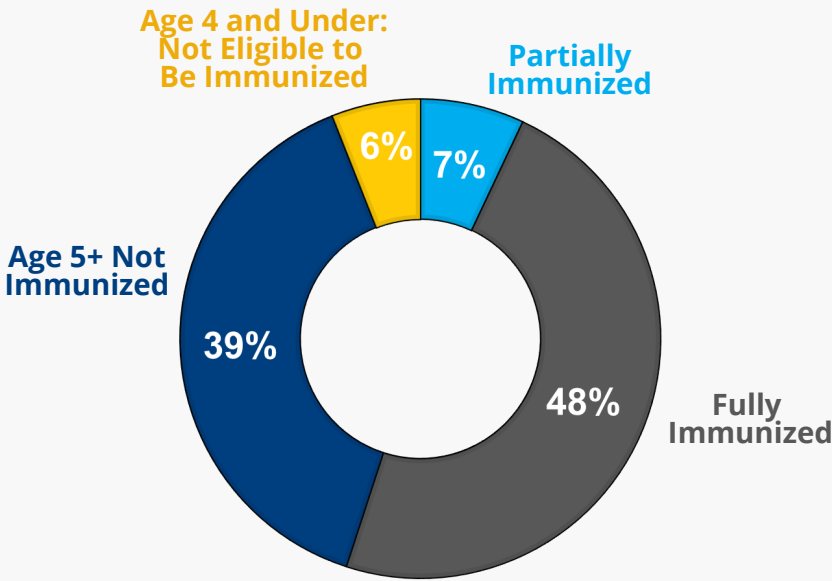


MONTANA COVID-19

November 2021 Data Highlights

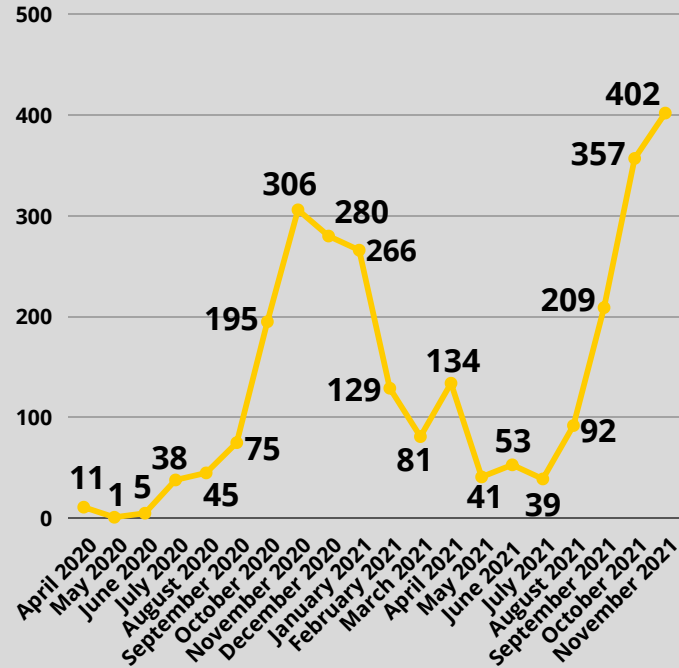
Immunization Status of Montana Residents

1,084,225 Total Population



Source: State of Montana CV-Dashboard
<https://montana.maps.arcgis.com/apps/MapSeries/index.html?appid=7c34f3412536439491adcc2103421d4b>, as of 12/6/2021

Montana Deaths by Month



Source: John Hopkins University: Coronavirus Resource Center
<https://coronavirus.jhu.edu/region/us/montana>

143,975

Vaccine Doses Administered in November

1,244,162

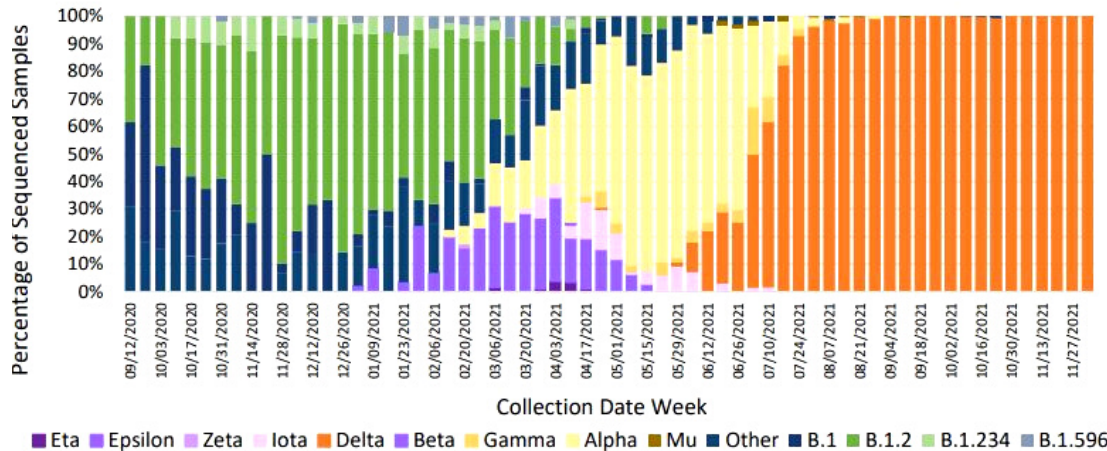
Total Vaccine Doses Administered

174,977

Total Booster Doses Administered

Source: State of Montana CV-Dashboard: <https://montana.maps.arcgis.com/apps/MapSeries/index.html?appid=7c34f3412536439491adcc2103421d4b>

Percent of COVID-19 Variants in Sequenced Samples by Collection Date



Source: <https://montana.maps.arcgis.com/apps/MapSeries/index.html?appid=7c34f3412536439491adcc2103421d4b>, Monthly COVID 19 Epi Profile, Figure 15

Cases by Type of Congregate Settings

UM-Western	20
MSU-Bozeman	508
MSU-Northern	32
UM-Missoula	74
Montana Tech	74
MSU-Billings	29

Source: Weekly School Related COVID-19 Report, December 2, 2021
<https://montana.maps.arcgis.com/apps/MapSeries/index.html?appid=7c34f3412536439491adcc2103421d4b>