

2023

4-H & FFA  
Exhibit  
Book



# Eastern Montana Fair!

## AUGUST 23-26, 2023



**2023 4-H/FFA Fair Schedule**  
**Fair Entries Due to Extension Office-**  
**Open Class Included by:**  
**July 21, 2023**

### **Monday, August 21, 2023**

Interview Judging Day – 8:30 a.m.

### **Wednesday, August 23, 2023**

8:00 a.m. – 4-H Horse Judging Events  
Showmanship  
Yearling Colt to Maturity  
Bareback Classes  
2 yr. old & up Colt to Maturity  
Green Horse  
English Horsemanship 1-7  
English Equitation  
Western Horsemanship 1-7  
Driving  
Speed Event  
Open Class  
Ranch & Trail Classes  
10:30-12 – Workshop for youth floral display  
At Event Center  
11:00 a.m. – 4-H Foods Judging  
2:00 p.m. - Open Class Entries close  
4:00 p.m. - Flowers Judged  
4:00 p.m. – Thomas Carnival opens  
Petting Zoo opens  
5:00 p.m. – Official Weigh-In of Market  
Livestock  
(Scale closes at 7:00 p.m.)  
6:00 p.m. – All 4-H entries must be in place



7:00 p.m. – PRCA Rodeo  
w/Mounted Shooters

### **Thursday, August 24, 2023**

8:00 a.m. – 4-H Official judging  
Dairy Cattle  
Beef Showmanship  
Market Beef  
Goat Showmanship  
Market Goat  
Sheep Showmanship  
Market Sheep  
9:00 a.m. – Official Judging of 4-H vegetables &  
All Open class Exhibits except floral

1:00 p.m. – Official Judging  
Stocker Feeder Steers and Heifers  
Breeding Beef Classes  
Yearling Heifers  
Cow/Calf pairs  
Breeding Goat Classes  
Feeder Lambs and Breeding Sheep Classes  
2:00 p.m. – Petting Zoo Opens  
4:00 p.m. – Bum Cal Show  
Open Goat & Sheep Classes  
4:00 p.m. – Thomas Carnival Opens  
7:00 p.m. PRCA Rodeo w/Mounted Shooters

### **Friday, August 25, 2023**

8:00 a.m. – Official Swine Judging  
Showmanship Classes  
Market Swine

Feeder Pigs

2:00 p.m. – Petting Zoo opens

3:00 p.m. – Junior Market Livestock Sale

At Ag. Pavilion

3:00 p.m. – Thomas Carnival opens

4-7:00 p.m. – Premiums paid out at Event Center

7:00 p.m. – Concert- Stoney LaRue w/ Kyle Park opener. Immediately following concert- live musician midway with Exit 138.

### **Saturday, August 26, 2023**

9:00 a.m. – Junior and Senior Small Animal Round Robin Showmanship Class

10:00 a.m. – Junior and Senior Large Animal Round Robin Showmanship Class

12:00 – 11:00 p.m. – Thomas Carnival

1:00 p.m. – Champion of Champions 4-H Market Beef Show, Ag Pavilion

1:00 p.m. – Petting Zoo opens

1:00 – 7:00 p.m. – Premiums paid out at Event Center

5:00 p.m. – Demolition Derby

8:00 p.m. – Immediately following Demo Derby- Live music on midway with Exit 138.

### Food Booth Schedule

4-H Club Organizational Leaders will coordinate with their club members to cover food booth schedule times.

#### Wednesday, August 23th

10:45 – 3:00 p.m. Crow Rock  
2:45 – 5:45 p.m. Kinsey  
5:30 – 9:30 p.m. Powderville Pioneers

#### Thursday, August 24th

6:45 – 10:30 a.m. Kinsey  
10:15 am - 2:30 p.m. Powderville Pioneers  
2:15 – 6:30 p.m. Prairie Wranglers  
6:15 – 9:30 p.m. Busy Bees

#### Friday, August 25th

6:45 – 10:30 a.m. Prairie Wranglers  
10:15 – 2:30 p.m. Pine Ridge  
2:15 – 6:30 p.m. Rough Riders  
6:15 – 9:30 p.m. Crow Rock

#### Saturday, August 26th

7:45 a.m. – 12:30 p.m. Rough Riders  
12:15 – 4:30 p.m. Busy Bees  
4:15 – 9:00 p.m. Pine Ridge

### Department O – 4-H Agricultural & Home Economics

No person shall be eligible to exhibit in Dept. O except boys and girls in 4-H, and FFA administered from Custer County. Classes 1-15 are 4-H and FFA. Classes 16-74 are 4-H only.

Ribbons will be awarded using the Danish system of judging as follows: first-blue; second-red; and third-white. Each lot will have a specific point value. Premiums will be awarded at 50 cents per point.

<b>4-H SECTION INDEX</b>	<b>PAGE</b>
4-H Schedule	2-3
General Rules	5-8
Aerospace	32
Babysitting	34-35
Baking	41-42
Beef	8-9
Cake Decorating	43-44
Cats	16-17

Child Development	35
Cloverbuds	37
Club Exhibits	31
Cooking	40
Cowboy Poetry	33-34
Crochet	38
Cupcake Challenge	44
Dairy	10
Demonstration Day	31
Dogs	15-16
Electricity	22-23
Embroidery	39-40
Exploring 4-H	35-36
Entomology	23-24
Family Adventure	37
Foods	40-41
Food Booth Schedule	4
Food Preservation	42
Forestry	27
Garden	21-22
Goats	12-13
Home Environment	34-35
Horses	17-20
Knitting	39
Leathercraft	30-31
Livestock Judging Project	21
Outdoor Adventures	36
Pets	17
Photography	28-29
Poultry	14
Quilting	40
Rabbits	13-14
Range Management	24
Robotics	37
Scrapbook/Stamping	37-38
Self-Determined	34
Sewing & Textiles	38-39
Sheep	10-11
Shooting Sports	31-32
Silent Auction	21
Small Engines	26-27
Small Grains	24-25
Sport Fishing	33
Swine	11-12
Teen Leadership	34
Visual Arts	36
Vet Science	26
Weeds	25

Welding	28
Wildlife	28
Woodworking	29-30
FFA	45-48

**FAIR ENTRY FORMS DUE to the CUSTER COUNTY EXTENSION OFFICE on JULY 21, 2023. NO LATE ENTRIES WILL BE ACCEPTED!**

**Livestock Superintendents:**

Beef, Dairy - Leal Brimmer, Frankee Bice  
 Sheep, Goat - Andy Zook  
 Horses - Justin Dixon, Stephanie McKoy  
 Swine – Tiffany and Jesse Webb  
 Rabbits & Poultry -

**ALL 4-H & FFA EXHIBITS MUST REMAIN IN PLACE UNTIL 8:00 A.M. SUNDAY MORNING WITHOUT EXCEPTION! MUST BE PICKED UP BY 4:00 P.M. ON AUGUST 27<sup>TH</sup>!**



**GENERAL RULES AND INFORMATION**

1. All exhibit entries for Department O are to be put on Entry forms provided by the Custer County Extension Office. Only entries signed by a leader or FFA advisor (indicating member is in good standing) will be accepted.

2. All exhibits must be in place by 6:00 p.m. on Wednesday of Fair. Exhibits will not be released until 8:00 a.m. Sunday.
3. The Eastern Montana Fair will not be held responsible for the loss of any article, bird or animal exhibits at the Fair, either during the progress of the Fair or while it is enroute to or from the Fair.
4. All livestock and horse entries must also participate in an interview.
5. In any classes in which a Champion and Reserve Champion may be awarded, the exhibit must be a blue-ribbon exhibit. The awarding of Champion and or Reserve Champion is at the discretion of the judge. The judge’s decision is final and shall stand.
6. Exhibitors, both FFA and 4-H must be properly enrolled in all projects to be exhibited at the EM Fair by February 1 of the project year.
  - 6.1. FFA Exhibits: FFA members must have on file with the FFA advisor record of project and have entry verified by the FFA advisor.
  - 6.2. 4-H members must be enrolled in their project(s) in the Z-Suits program
7. Fair premiums will be paid at the Fair Office in the Event Center, starting Friday from 4:00 – 7:00 p.m. and Saturday from 1:00 – 7:00 p.m. Please be sure to pick up your premium money BEFORE leaving the Fairgrounds. Any other 4-H premiums unclaimed will be sent to 4-H clubs. If ribbons are desired, please ask at time of premium payment.

General Livestock Rules:

1. **LIVESTOCK PROJECTS – ENROLLMENT AGE**  
 All ages are the age the member must turn during the 4H year Starting October 1 and ending September 30)
 

Yearling to 5-year-old	12 yrs
Horsemanship	9 yrs
Beef/Dairy	10 yrs
Feeder Stocker project	9 yrs
All other Livestock	9 yrs

2. Members may own or have available any number of animals for each of the Beef, Dairy, Dairy Goat, Goat, Horse, Sheep and Swine projects of their choosing. Market animals must be presented for weighing and tagging on the date for each species established and published by the livestock committee at the beginning of the project year. Immediate family members may have one or more animals tagged and weighed as a shared buddy animal for the market classes.
3. Animals entered must be in the name and possession of participant not later than the following dates:  
Beef: January 1  
Horses: April 1  
Sheep, Hogs, Goats, Breeding Cattle: June 1  
Small Animals: June 1
4. All 4-H and FFA livestock project members must complete the quality assurance training to sell at the fair. This must be done once as a junior member and once as a senior member.
5. All appropriate vaccinations for all animals must be up to date to bring that animal to any clinics or the fair.
6. All animal projects are required to enter an exhibit for a pre-fair interview that must be completed in order to show at the fair.
7. Dress code for livestock show and sale is: all 4-H members selling livestock must wear long pants, collared shirts and closed shoes.
8. Interview judging requires professional dress (what you would wear to show animals in, or what you would wear to interview for a job).
9. FFA members to be in official FFA dress as established by the local FFA Chapter.
10. Livestock exhibitors who plan to enter showmanship with any class of livestock must complete the showmanship entry on the entry sheet.
11. In all showmanship contests there will be a senior, junior and pre-junior division.
  - The senior division will be made up of all exhibitors 14 years of age and up.

- Junior members will be all exhibitors 12 and 13 years of age.
- Pre-Junior members will be all exhibitors 9, 10, and 11 years of age as determined by their age as of October 1<sup>st</sup> of the current project year.

12. Possession, care and feeding of livestock at the Eastern Montanan Fair:  
Animals must be broke to lead, and must be exhibited by the owner and must show evidence of fitting and handling.

Participants are personally responsible for general custody, care and feeding of their animal. Family members, 4-H County Extension Agents, FFA Advisors and fellow participants may assist with these tasks; leading animals, carrying water buckets or hay.

Participant and immediate family only (father, mother, brothers and sisters) in whose name the animal is owned, and accepted entry is acknowledged, as well as other exhibitors in the show will be allowed to wash, groom and fit the animal after arriving on fairgrounds. Participant must be present and participating during any feeding or fitting. Anyone found in violation by the livestock committee after the first warning of this rule is subject to immediate disqualification without recourse.

#### 13. Showing of Animal

a. Participant must be present at processing (weigh-in) and show and sell their own animal unless excused prior to 5:00 p.m. Wednesday of fair week. Participant may secure some other Junior Livestock Show participant to show their animal in case of illness or if they are showing more than one entry at the same time. Prior approval is required.

b. No one will be permitted to assist the Participant while showing any animal. If an animal gets away from the Participant three (3) times during the class, the Participant will be excused at the discretion of the committee from the class and disqualified. If an animal is late once the class has entered the ring, that


Participant will not be allowed to enter the class and will be disqualified.

14. All exhibitors must present their exhibit for official judging of showmanship to be eligible to participate in the market sale. Exceptions must be approved by the appointed livestock committee.
15. A livestock exhibitor may enter only one animal in each lot number, except where indicated.
16. Only the Blue and Red Ribbon market livestock will be sold at the sale.
17. Livestock exhibitors who will be selling market beef must present proper documentation showing proof of legal ownership by the member at the official weigh-in.
18. The Livestock sale is open to 4-H and FFA members in good standing of a club administered from Custer County. All 4-H and FFA members are required to sign and submit to the Custer County Extension Office, the Eastern Montana Fair Board Market Sale Participation Contract by the ownership date established for the species of livestock they are showing if they wish to participate and sell livestock at the Eastern Montana Youth Livestock Show and Sale. This also requires that members be in "good standing" within the guidelines of their club or chapter at fair time. This will be indicated by a 4-H leader or FFA advisor signature on the fair entry form that is turned in on July 21, 2023.
19. Livestock exhibitors are responsible for keeping the barn and stalls clean through Sunday at 8:00 a.m.
20. Market livestock sold at other Fairs will not be shown at this Fair, except Champion of Champions.
21. A limit of 2 market animals of different species may be sold at the Junior Livestock Sale. This includes beef, swine, sheep, goats, poultry, and rabbits. A pen of 3 poultry or rabbits will be considered 1 animal.
22. Grand and Reserve animals must sell at the sale and will count as one of the 2 that a member is allowed to sell.
23. Grand and Reserve Champion Showmanship exhibitors and their animals will participate in Round Robin Showmanship, 3<sup>rd</sup> and 4<sup>th</sup> may participate in the event an exhibitor qualifies in more than one species.
24. Only one animal/species is eligible for showmanship.
25. All livestock exhibitors must check their livestock in and receive their exhibitor cards, show numbers, and stall assignments. Stall cards are to be complete and posted by 10:00 p.m. Wednesday of fair.
26. All livestock exhibitors must check out with the respective barn Superintendent before removing their livestock from the fairgrounds.
27. Only market livestock from single animal exhibits will be eligible for sale in the Junior Market Livestock Sale except for poultry and rabbits. (Feeder animals will not be sold at auction). White ribbon exhibits will not be sold at auction.
28. All livestock exhibitors will be responsible for furnishing their own feed.
29. All livestock exhibitors must clean their stall at the conclusion of the Fair and assist with the pen tear down.
30. Only animals that are judged at the Fair are to be hauled to the slaughter facilities after the fair – no spare animals will be transported.
31. If an exhibitor cannot handle their livestock as determined by the Executive Livestock Committee, the exhibit will not be judged. Any discrepancy as to this rule will be taken before the livestock grievance committee.
32. Grievance Committee shall consist of 4-H Livestock Superintendents, County Agent, FFA Advisor, and Fairboard member.
33. Montana 4-H and FFA require that animals be handled in a proper and ethical manner in accordance with accepted modern

animal husbandry and scientific practices. In addition, adequate care, including watering, feeding and comfort, should be appropriately provided to all animals. Any individual treating an animal in any other manner will be asked to leave the grounds and disqualified from the exhibition.

34. Exhibitors, their parents, 4-H leaders, and FFA instructors have a serious responsibility to follow animal health practices that are provided by the industry and the U.S. Department of Agriculture to assure that meat customers are receiving wholesome food. Health aids and other approved products must be used with care, according to prescribed practices, only when needed, and in correct amounts.
35. Montana 4-H and FFA require that market animals meet all Food and Drug Administration regulations governing management and safety practices. Approval withdrawal times from health aids and growth stimulants must be followed. Animals that have not met these standards will not be allowed to be sold.
36. Exhibitors should seek competent professional advice if medical situations arise which are beyond their capabilities.
37. In any classes whereby exhibits from different lots are brought back into the arena for selection of Champion and or Reserve Champion, it shall be the judge's decision as to the number of exhibits from any lot number to be judged for the Champion and or Reserve Champion Award. The awarding of Champion and or Reserve Champion is at the discretion of the judges.
38. The market sale order will be set using live placing, carcass merit, and Showmanship performance to award the overall champion market project to sell first. The Grand Live animal will sell next, followed by the Grand Carcass animal. Reserve champion overall, live and carcass animals will follow with the rest of the order alternating with the next best live placing and carcass place animals.
39. Checks are not given out until

- --Buyers have paid the bank for the animals.
  - --4-H And FFA Record book have been turned in and evaluated as complete
- Photos and plaque labels are picked up at the Extension Office and given to the buyer



### **SPECIAL CHAMPION OF CHAMPIONS MARKET BEEF CONTEST**

This contest will consist of the Champion and Reserve Champion Market Beef from Southeastern Montana counties. Entries are limited to market steers or spayed heifers. A premium will be split 40, 30, 20 and 10 percent on the live placing. An additional premium will be paid for the carcass placing and split 40, 30, 20 and 10 percent. All premiums collected for this class will be split equally between the live placing and carcass placing. These animals with the exception, of the Custer County ones, will not be sold at the Eastern Montana Fair but will be sold at their respective fair and brought to Miles City for the contest.

These market beef will not be eligible to compete in the regular class of market beef at the Eastern Montana Fair.

Steers must be owned by exhibitor showing the steer. Only one steer may be shown in this class per exhibitor (one person may not own or show more than one steer in this class.)

If showing at multiple fair's contact the Extension Office to declare steer prior to county fairs.

Show time is Saturday, August 26, 2023, at 1:00 p.m. in the Ag Pavilion.

**BEEF**



## **MARKET BEEF**

### **Class 1**

1. This class is open to any beef breed or cross breeds of any beef breeds.
2. Entries are limited to market steers or spayed heifers.
3. Animals must be owned or available to exhibitor and fed by them since Jan. 1 of the current year.
4. Every animal will receive a ribbon based on market readiness at the discretion of the judge.
5. White ribbon animals shall be those designated by the judge as not saleable as market animals.
6. All market beef must be dehorned; this does not apply to scurs.
7. Minimum weight for market beef is 1000 pounds, and maximum pay weight is 1600 pounds.
8. Exhibitors are required to participate in Class 5 - Beef Cattle Showmanship to sell a market beef in the Market Sale.

**Point Value: Blue 10 Red 7**

#### **Lot No.**

- 1 Market Beef
- 2 Feeder Beef Calf

## **ALL BEEF PROJECT MATERIALS**

### **Class 2**

#### **Judged at Interview Judging Day**

**Point Value: Blue 5 Red 4**

#### **Lot No.**

- 1 Beef Project Book
- 2 Notebook related to project
- 3 Poster related to project
- 4 Display related to project
- 5 Any other item
- 6 Any other item

## **BEEF BREEDING**

### **Class 3**

1. All animals shall be any beef breed to be owned by or available to club members by June. 1 of current year.
2. Multiple births (calf at side) may not be shown unless raised as multiple offspring on natural mother.

3. Calf at side can be an uncastrated male.
4. Grand and Reserve awarded in lots 1 & 2.

**Overall Champion and Reserve Awards given for Class 3 & 4**

**Point Value: Blue 10 Red 7**

#### **Lot No.**

- 1 Yearling heifers over 1 year and under 2 yrs.
- 2 Female 2 years and older with calf at her side

## **JUNIOR STOCKER-FEEDER**

### **BEEF CALVES**

#### **Class 4**

1. This class is open to those 4-H members enrolled in the Stocker-Feeder Beef project.
2. Entries are limited to steers and heifers.
3. For additional rules, etc. refer to project guidelines available at the Custer County Extension Office.
4. Grand and Reserve awarded in lots 1 & 2.

**Overall Champion and Reserve Awards given for Class 3 & 4**

**Point Value: Blue 5 Red 3**

#### **Lot No.**

- 1 Stocker-Feeder Steers  
(born in the current year)
- 2 Stocker-Feeder Heifers  
(born in the current year)

## **BEEF CATTLE SHOWMANSHIP**

### **Class 5**

Livestock exhibitors may select either their Market, Breeding or Stocker/Feeder animal for this class. No bulls will be allowed. May enter only one lot in this class. Senior Beef Showmanship members 14 years and older, Junior Beef Showmanship members 12 & 13, Pre-Junior Beef Showmanship members 9, 10, & 11. Winners of Pre-Junior will not advance to a Round Robin. If you are 11 and under you can choose to be in Junior or Pre-Junior Showmanship.

**Point Value: Blue 4 Red 3**

#### **Lot No.**

- 1 Senior Beef Showmanship
- 2 Junior Beef Showmanship
- 3 Pre-Junior Showmanship

**DAIRY**  
**Class 6**

Animals in dairy classes will be judged on size for age, dairy type, vigor and condition, and milk producing characteristics. Overall Grand and Reserve will be awarded.

**Point Value: Blue 10 Red 7**

**Lot No.**

- 1 Heifer under 1 year
- 2 Heifer over 1 year and under 2 years
- 3 Dairy cow 2 year and older calf by side
- 4 Dairy cow 2 year and older in production



**DAIRY SHOWMANSHIP**  
**Class 7**

Exhibitors in dairy livestock can enter with a dairy calf or dairy heifer. May enter only one lot in this class. Senior Dairy Showmanship members 14 years and older, Junior Dairy Showmanship members 12 & 13, Pre-Junior Dairy Showmanship members 9, 10, & 11. Winners of Pre-junior class will not advance to a Round Robin. If you are 11 and under you can choose to be in Junior or Pre-Junior Showmanship.

**Point Value: Blue 4 Red 3**

**Lot No.**

- 1 Senior Dairy Showmanship
- 2 Junior Dairy Showmanship
- 3 Pre-Junior Dairy Showmanship
- 4 Project Book
- 5 Any other item
- 6 Any other item

<b>SHEEP</b>
--------------

All sheep must show evidence of grooming and fitting. Animals not showing evidence of grooming and fitting may be lowered in ribbon placing, or disqualified, at the discretion of the judge. No halters will be allowed in the show ring. This applies to all classes of sheep.

**MARKET & FEEDER LAMBS**  
**Class 8**

1. Only lambs under 1 year of age may be shown.
2. Market lambs must weigh 95 pounds, and maximum pay weight is 160 pounds.
3. Only blue and red ribbon market animals will be sold at the sale.
4. Every animal will receive a ribbon based on market readiness at the discretion of the judge. White ribbon animals shall be those designated not saleable as market animals.
5. Cross bred lambs will be considered mutton breed lambs.
6. ALL Market Lambs must be castrated.
7. Exhibitors are required to participate in Class 11 -Sheep Showmanship to sell a market lamb in the market sale.
8. Grand and Reserve awarded in Lot 1 and overall champion awarded in lots 2 and 3.

**POINT VALUE**

	Blue	Red
<b>Lot. No. Ribbon</b>		
1 Single Market Lamb	5	3
2 Pen of 3 Market Lambs, either sex cannot include lamb in lot 1	10	6
3 Pen of 3 Feeder Lambs, cannot include lamb in lot #1.	6	4

**SHEEP BREEDING STOCK**  
**Class 9**

1. Sheep entered in breeding classes will be judged upon breeding type and characteristics, quality and development for age.
2. Animals in this class must show evidence of grooming and fitting.
3. Wool.
  - a. The purpose of these exhibits is to encourage the production of better wool, to better understand wool grades and how they are determined.
  - b. Fleeces must have been shorn this year

and represent not more than 12 months of wool growth, except in the case of yearling fleeces, when 16 months of growth will be allowed.

c. Factors affecting exhibit are: Excessive dung locks or tags; discolored by excessive moisture; weakness of staple and excess burrs or other vegetable matter.

d. Fleeces should be bagged in clear trash sack, with flesh side out.

e. Exhibitor may enter one fleece per lot.

f. Overall Grand and Reserve awards given for lots 1-16.

**Point Value: Blue 5, Red 3**

**Lot No.**

- 1 Wool breed ewe lamb
- 2 Wool breed yearling ewe over 1 year and under 2 years
- 3 Wool breed ewe over 1 year and under 2 years, lambs at side
- 4 Wool breed ewe over 2 years
- 5 Wool breed ewe over 2 years, lambs at side
- 6 Wool breed ram lamb
- 7 Wool breed ram over 1 year
- 8 Wool breed fleece
- 9 Mutton breed ewe lamb
- 10 Mutton breed yearling ewe over 1 year and under 2 years
- 11 Mutton breed ewe over 1 year and under 2 years, lambs at side
- 12 Mutton breed ewe over 2 years
- 13 Mutton breed ewe over 2 years, lambs at side
- 14 Mutton breed ram lamb
- 15 Mutton breed ram over 1 year
- 16 Mutton breed fleece

**SHEEP PROJECT MATERIALS**

**Class 10**

Members must be enrolled in the activity in which they enter at the Fair.

An exhibit may consist of a notebook, notebooks and poster(s), or posters alone. An exhibit may not exceed the use of two posters plus notebook.

**Point Value: Blue 4 Red 3**

**Lot No.**

- 1 Sheep project book
- 2 Notebook related to project

- 3 Poster related to project
- 4 Display related to project
- 5 Any other item
- 6 Any other item

**SHEEP SHOWMANSHIP**


**Class 11**

Sheep showmen can select a market lamb, feeder lamb or breeding project for showmanship. May enter only one lot in this class. Senior Sheep Showmanship members 14 years and older, Junior Sheep Showmanship members 12 & 13, Pre-Junior Sheep Showmanship members 9, 10 & 11. Winners of Pre-Junior will not advance to a Round Robin. If you are 11 and under you can choose to be in Junior or Pre-Junior Showmanship.

**Point Value: Blue 4 Red 3**

**Lot No.**

- 1 Senior Sheep Showmanship
- 2 Junior Sheep Showmanship
- 3 Pre-Junior Sheep Showmanship



**SWINE**

**SWINE, MARKET & FEEDER STOCK**


**Class 12**

1. Hogs will be shown in a pen provided.
2. Market hogs must weigh 210 pounds, and maximum pay weight is 320 pounds.
3. Only blue and red ribbon market animals will be sold at the sale.
4. Every market animal will receive a ribbon based on market readiness at the discretion of the judge.

- White ribbon animals shall be those designated by the judge as not saleable as market animals.
5. Feeder hogs must weight 50-209 pounds
  6. ALL Market Hogs must be castrated
  7. Exhibitors are required to participate in Class 14-Swine Showmanship to sell a market hog in the market sale.
  8. No breeding swine to be exhibited on the grounds.
  9. Grand and Reserve awarded for Lot 1.

**POINT VALUE**

Ribbon	Blue	Red
Lot No.		
1 Single Market Hog	5	3
2 Single Feeder Hog	3	2



**SWINE SHOWMANSHIP**  
Class 13

Hog project members can select the market hog or feeder hog for showmanship. May enter only one lot in this class. Senior Swine Showmanship members 14 years and older, Junior Swine Showmanship members 12 & 13, Pre-Junior Swine Showmanship members 9, 10, & 11. Winners of Pre-Junior will not advance to a Round Robin. If you are 11 and under you can choose to be in Junior or Pre-Junior Showmanship.

**Point Value: Blue 4 Red 3**

**Lot No.**

- 1 Senior Swine Showmanship
- 2 Junior Swine Showmanship
- 3 Pre-Junior Swine Showmanship

**SWINE PROJECT MATERIALS**  
Class 14

**Point Value: Blue 4, Red 3**

**Lot No.**

- 1 Swine Project Book
- 2 Swine Project Poster
- 3 Swine Project Display
- 4 Any other item
- 5 Any other item

**GOATS**

**Class 15**

1. Market goats may be sold in the Junior Livestock Sale. Must be over 70 pounds and under 1 year of age.
2. Exhibitors are required to participate in Goat Showmanship to sell a meat goat in the market sale.
3. Goats will be sold by the pound at the Market Sale.
4. Grand and Reserve overall awards given in each Goat Category.

**MARKET GOAT**

**Point Value: Blue 5 Red 3**

**Lot No.**

- 1 Cabrito, up to 70 lbs. live weight, basically milk-fed, castrated
- 2 Market Goat, over 70 lbs. live weight, less than one year of age, castrated

**MEAT GOAT**

**Point Value: Blue 5 Red 3**

**Lot No.**

- 3 Kid, young goat under 6 months
- 4 Yearling Doe, not in milk
- 5 Doe, less than 2 years of age
- 6 Doe, more than 2 and less than 4 years of age
- 7 Doe, more than 4 years of age
- 8 Dam-Daughter pair, any ages

**DAIRY GOAT**

**Point Value: Blue 5 Red 3**

**Lot No.**


- 9 Kid, young goat under 6 months
- 10 Yearling Doe, not in milk
- 11 Milking Doe, 1 year and under 2 years
- 12 Milking Doe, 2 years and under 3 years
- 13 Milking Doe, 3 years and under 4 years
- 14 Milking Doe, 4 years and under 5 years
- 15 Does, 5 years and older

**PIGMY GOATS**

**Point Value: Blue 5 Red 3**

**Lot No.**

- 16 Kid, doe or wether born current year
- 17 Yearling, doe or wether born the previous year
- 18 Mature, doe or wether
- 19 Dam - Offspring pair, any ages



**HARNESS GOAT**

**Point Value: Blue 5 Red 3**

**To be shown following the trail class at the Horse Show**

**Lot No.**

- 20 Beginner - halter broke to lead with a strap, respond to voice commands to stop, go and back.
- 21 Intermediate - harnessed to pull empty cart, respond to voice commands to stop, go and back, and turn left and right.
- 22 Senior; harnessed to pull a child driven cart through an obstacle course, respond to voice commands to stop, go, back and turn left and right.

**ANGORA GOAT**

**Point Value: Blue 5 Red 3**

**Lot No.**

- 23 Kid, doe or wether born current year
- 24 Yearling, doe or wether born the previous year
- 25 Mature, doe or wether
- 26 Dam - Offspring pair, any ages

**GOAT SHOWMANSHIP**

Goat project members can select from any goat they have entered in another lot for showmanship. May enter only one lot in this class. Senior Goat Showmanship members 14 years and older, Junior Goat Showmanship members 12 & 13, Pre-Junior Goat Showmanship members 9, 10, & 11. Winners of Pre-Junior will not advance to a Round Robin. If you are 11 and under you can choose to be in Junior or Pre-Junior Showmanship.

**Point Value: Blue 5 Red 3**

**Lot No.**

- 27 Senior Goat Showmanship
- 28 Junior Goat Showmanship
- 29 Pre-Junior Goat Showmanship

**GOAT MATERIALS**

**Point Value: Blue 4 Red 3**

**Lot No.**

- 30 Dairy Goat Level 1 Project Book
- 31 Dairy Goat Level 2 Project Book
- 32 Dairy Goat Level 3 Project Book
- 33 Meat Goat Level 1 Project Book
- 34 Meat Goat Level 2 Project Book
- 35 Meat Goat Level 3 Project Book
- 36 Item made from raw material produced by goat
- 37 Poster related to Goat Project
- 38 Display related to Goat Project
- 39 Any other item
- 40 Any other item

<b>RABBITS</b>
----------------



**Class 16**

Rabbits will be judged at Small Animal Judging Day

- 1. Members must be present at time of judging.
- 2. Any rabbit displaying signs of illness, must be removed from the exhibit area.
- 3. It is highly recommended that animals be tattooed.
- 4. Pen of three fryers may be sold at Auction. White ribbon exhibits will not be sold. White

ribbon exhibits in pen of three fryers shall be those designated as not suitable as fryers.

5. All rabbit exhibitors must enter showmanship.

**Point Value: Blue 4 Red 3**

**Lot No.**

- 1 One buck, any breed, under 6 months
- 2 One doe, any breed, under 6 months
- 3 One buck, any breed, 6 and under 12 months
- 4 One doe, any breed, 6 and under 12 months
- 5 Pen of 3 fryers
- 6 One buck, any breed, over 12 months
- 7 One doe, any breed, over 12 months
- 8 One doe, any breed, over 12 months, with production records
- 9 White fur (live rabbit)
- 10 Solid fur (live rabbit)
- 11 Broken fur (live rabbit)
- 12 Junior Showmanship
- 13 Senior Showmanship
- 14 Educational Display
- 15 Educational Display (Advance project)
- 16 Project Activity Book
- 17 Any other item
- 18 Any other item

**POULTRY**

**Class 17**



Poultry will be judged at Small Animal Judging Day

1. Birds entered in trio lots will not be permitted to compete for individual prizes, nor will birds entered as singles be permitted to compete as part of a trio lot.
2. Each exhibitor may enter any of the following types of poultry - chicken, ducks, geese or turkeys. May enter no more than once in each lot.
3. One market lot # 29 per exhibitor may be sold. White ribbon exhibits will not be sold.

**Point Value: Blue 4 Red 3**

**Lot No.**

- 1 Chickens - 12 large eggs - white or brown
- 2 Chickens - 12 eggs, any other
- 3 Chickens - Male fowl, one year old or over
- 4 Chickens - Male fowl, less than one year old
- 5 Chickens - Female fowl, one year old or over
- 6 Chickens - Female fowl, less than one year old
- 7 Chickens - Old Trio - 1 male and 2 female (one-year old and over)
- 8 Chickens - Young Trio - 1 male and 2 female (less than one year old)
- 9 Chickens - Pen of 3 fryers
- 10 Ducks - Male fowl, one year old or over
- 11 Ducks - Male fowl, less than one year old
- 12 Ducks - Female fowl, one year old or over
- 13 Ducks - Female fowl, less than one year old
- 14 Ducks - Old Trio - 1 male and 2 female (1 year old and over)
- 15 Ducks - Young Trio - 1 male and 2 female (less than one year old)
- 16 Geese - Male fowl, one year old or over
- 17 Geese - Male fowl, less than one year old
- 18 Geese - Female fowl, one year old or over
- 19 Geese - Female fowl, less than one year old
- 20 Geese - Old Trio - 1 male and 2 female (1 year old and over)
- 21 Geese - Young Trio - 1 male and 2 female (less than one year old)
- 22 Turkeys - Male fowl, one year old or over
- 23 Turkeys - Male fowl, less than one year old
- 24 Turkeys - Female fowl, one year old or over
- 25 Turkeys - Female fowl, less than one year old
- 26 Turkeys - Old Trio - 1 male and 2 female (1 year old and over)
- 27 Turkeys - Young Trio - 1 male and 2 female (less than one year old)
- 28 Any other exotic fowl exhibit
- 29 Market Poultry (May be one pen of 3 fryers (chickens), 1 turkey, 1 goose or 1 pair of ducks)
- 30 Senior Poultry Showmanship
- 31 Junior Poultry Showmanship
- 32 A piece of homemade poultry equipment
- 33 Record book on Poultry Production or Marketing
- 34 Project Book - Poultry 1
- 35 Poster - Poultry 1
- 36 Project Book - Poultry 2
- 37 Poster - Poultry 2
- 38 Project Book - Poultry 3
- 39 Poster - Poultry 3

- 40 Any other item
- 41 Any other item

## DOGS

### Class 18

Dogs will be judged at Small Animal Judging Day

#### GENERAL RULES

1. All dogs must be on a leash. They must not be taken near the stock barns.
2. All dogs must be removed from the fairgrounds following judging.
3. All dogs must have current Rabies, Distemper, Hepatitis, Leptospirosis and Parvo-Virus vaccinations. (Proof Required)
4. Bitches in season may be shown, but must be kept away from the exhibiting area. The judge must be notified to make separate judging arrangements.
5. All dogs must have been trained by the member for the class/classes he/she is showing in.
6. This class is open to all dogs - mixed and pure breeds. It is recommended that the dog be a minimum age of 6 months.
7. For all levels of the dog project – “any member who receives grand or reserve champion in one level must move up to the next level the next year

#### SHOWMANSHIP

1. Dogs must be shown with proper lead for the class entered and be groomed and clean.
2. 4-H members should wear appropriate attire.
3. The conformation of the dog is not to be considered, but only the ability of the 4-H member to present the dog to the judge.
4. Dogs used in showmanship must have been exhibited in Lots 1-5.
5. There may be a Champion and or Reserve Champion in each Lot No. 1-5 at the discretion of the judge.
6. The following are recommended scoring guide-



lines for judging of showmanship and obedience. The placing and ribbons awarded shall be at the discretion of the judge.

7. If a 4-Her receives a blue ribbon with their dog in an obedience class, they are ineligible to enter the same class a second year and must enter a more advanced class.

8. 4-H dogs judged in rally classes will be judged by the following scorecard:

#### 1) FITTING OF THE DOG

A. Hair and coat clean, smooth, not scaly, not matted, free from loose hair	5 points
B. General absence of parasites, fleas, lice, mites and ticks	5 points
C. Ears clean inside	5 points
D. Eyes clean and free from matter	5 points
E. Toenails not excessively long	5 points
F. Teeth clean, free of matter	5 points
Sub-Total	30 points

#### 2) SHOWING OF DOG

A. Movement of the 4-Her and the dog straight, smooth, and even gait	35 points
B. Coordination between dog and 4-Her, reaction of the dog to the 4-Her, communications between dog and 4-Her	35 points
Sub-Total	70 points
Grand Total	100 points

**(A blue must earn 90-100 points, red 80-89 points, white 79 or less)**

#### Rally Basics:

The five levels of Rally are Novice, Intermediate, Advanced, Excellent, and Master. You and your dog navigate a course together, side-by-side, at your own brisk pace. You move your dog through a course with signs where your dog performs different exercises that include various turns and commands such as sit, down, stay, etc.

Scoring in Rally is less rigorous than traditional Obedience. You begin with a perfect score of

100, with points deducted along the way. To earn a blue ribbon, you must retain a score of at least 70 points. If a 4-Her receives a blue ribbon with their dog in a rally class, they may move up to the next level the following year. Members may not repeat a level with a particular dog more than three times.

**Novice** is for those just getting started:

- All exercises are performed with your dog on leash.
- There are 10-15 signs.
- You may talk, clap your hands and/or pat your legs to encourage your dog.
- There is no jump required.

After Novice, **Intermediate** is the next level:

- All exercises are performed on-leash in the Intermediate level.
- There are 10-15 signs.
- You may talk, clap your hands and/or pat your legs to encourage your dog.
- There is no jump required.

**Advanced** is the next level after Intermediate:

- All exercises are performed off-leash in the Advanced level.
- There are 12-17 signs.
- You may talk, clap your hands and/or pat your legs to encourage your dog.
- There is one jump required.

**Excellent** is the next level of competition. The course is similar to the Advanced level (above), but with some more challenging exercises.

- All exercises are performed off-leash.
- There are 15-20 signs.
- Handlers are not allowed to pat their legs or clap their hands to encourage the dog.

- Dogs must jump twice.

**Master** is the highest level of competition. The course is similar to the Excellent level (above), but with some more challenging exercises.

- All exercises are performed off-leash.
- There are 15-20 signs.
- Handlers are not allowed to pat their legs or clap their hands to encourage the dog.
- Dogs must jump once.

**Lot 1-7 Point Value: Blue 6 Red 5**

**Lot 8-10 Point Value: Blue 4 Red 3**

**Lot No.**

- 1 Dog – Rally Novice
- 2 Dog – Rally Intermediate
- 3 Dog – Rally Advanced
- 4 Dog- Rally Excellent
- 5 Dog – Rally Master
- 6 Jr. Showmanship
- 7 Sr. Showmanship
- 8 Project Book
- 9 Dog Display
- 10 Dog Poster
- 11 Any other item

## CATS



### Class 19

Cats will be judged at Small Animal Judging Day

All cats should be brought in a carrier or on a leash. All cats must be removed from the grounds after judging. Shots for distemper and rabies are required before the judging (proof required). No sick cat shall be brought to the judging. Cats must be at least 2 months old to show.



**Lot 1-4 Point Value: Blue 5 Red 4**  
**Lot 5-13 Point Value: Blue 4 Red 3**

Lot No.

- 1 Cat under 1 year of age
- 2 Cat 1 year or older
- 3 Senior Cat Showmanship
- 4 Junior Cat Showmanship
- 5 Cat 1 Project Book
- 6 Cat 1 Educational Poster
- 7 Cat 2 Project Book
- 8 Cat 2 Educational Poster
- 9 Cat 3 Project Book
- 10 Cat 3 Educational Poster
- 11 Cat Independent Study
- 12 Item you have made for a cat (toy or other)
- 13 Any other item

## PETS

### Class 20

The exhibitor may bring one pet to be judged and is interviewed (Exhibitor should also bring project book and record book). The pet will not stay at the Fair.

**Point Value: Blue 4 Red 3**

**Lot No.**

- 1 Health, Condition, and Interview with pet
- 2 Project Book - Pet 1
- 3 Educational Display or Poster - Pet 1
- 4 Project Book - Pet 2
- 5 Educational Display or Poster - Pet 2
- 6 Project Book - Pet 3
- 7 Educational Display or Poster - Pet 3
- 8 Item you have made for your pet project



## 4-H HORSES



1. Participation in the 4-H Horse Classes is governed by the rules listed in this fair book, along with the additional document entitled "Horse Rules" adopted by the 4-H Horse Committee, it is available at the Custer County Extension Office. All 4-H members must be in good standing with their 4-H clubs.
2. Horses to be shown at the Fair must have been in possession by April 1 of the current year.
3. Members may show only his or her own horse.
4. Members will show at the level they were assessed at on or before a July date (date to be set by assessment team)
5. No stallions will be allowed except in the yearling class.
6. Horses must remain at Fairgrounds throughout the Fair to be eligible to collect premium money.
7. All 4-H members in the Colt to Maturity - yearling project and Level I of the Green Horse Project must be 12 years of age or older within the 4-H year.
8. Rules regarding tack, appointments, and showing are as set forth in the respective 4-H project manuals.
9. All classes are open to any saddle or draft horse breeds.
10. Classes will be judged according to criteria which will have been made available to members and judge prior to the Fair.
11. Spurs and chaps are optional except in bareback they are not allowed.
12. Western style boots with the exception, of lace-ups, and hats are required. Light colored, long-sleeved shirts, and dark colored pants and/or trousers are recommended.
13. Exhibitors behaving in an un-sportsmanship like manner will be disqualified.

14. "HACKAMORE" - It means the use only of a rawhide braided, leather braided, or rope bosal. It does not refer to a so-called "mechanical" hackamore.

15. Junior exhibitors shall be those who were 13 years of age and under on September 30. Senior exhibitors shall be those who were 14 years of age or over as of October 1.

**Point Value**  
**Blue 10, Red 7, White 3**  
**(For all classes unless otherwise stated.)**  
**All Project Books**  
**Blue 4, Red 3**

**COLT TO MATURITY**  
**Class 21**

Members must be 12 years old and older to be enrolled in this project. Horses will have been carried for the entire project. English and Western will show together. Equipment and patterns are as shown in the project manual.

**Lot No.**

- 1 Yearlings at halter
- 2 Two-year old under saddle
- 3 Three-year old under saddle
- 4 Four-year old under saddle
- 5 Five-year old under saddle
- 6 Yearling project book
- 7 Two-year old project book
- 8 Three-year old project book
- 9 Four-year old project book
- 10 Five-year old project book

**HORSEMANSHIP**  
**Class 22**

This class is open to members enrolled in any horse project except where noted. Only horses identified as project animals may be exhibited.

Rider will be judged on seat, hands, ability to control horse, appearance of horse and manners. Horses will be shown on the rail and individual work if requested by the judge. Results as shown by performance of the horse are not to be considered more important than the method used to obtain the results.

**Lot No.**

- 1 Level 1 (exhibitors must be enrolled in Horsemanship level 1)
- 2 Level 2 (exhibitors must be enrolled in Horsemanship level 2)
- 3 Level 3 (exhibitors must be enrolled in Horsemanship level 3)
- 4 Level 4 (exhibitors must be enrolled in Horsemanship 4)
- 5 Level 5 (exhibitors must be enrolled in Horsemanship 5)
- 6 Advanced (exhibitors must be enrolled in Horsemanship 6 or 7)
- 7 Project Book

**BAREBACK EQUITATION**  
**(Open to any 4-H Project Horse)**  
**Class 23**

Judge will consider the equitation (horsemanship) of the rider on the rail. Will include a walk, jog, and lope in both directions. Chaps or coats will not be worn. Spurs will not be allowed. Horsemanship I members not allowed.

**Lot No.**

- 1 Senior Bareback Equitation  
(exhibitor 14 and over)
- 2 Junior Bareback Equitation  
(exhibitor 13 and under)

**SPEED EVENT**  
**(Open to any 4-H Project Horse)**  
**Class 24**

The event type will be announced prior to the deadline for fair registration. All horses used in this event must be a project horse as defined in the Custer County Horse Rules. Horsemanship 1 and Working Ranch Horse 1 members will only be allowed to participate at a walk/trot (DQ will result if rider does not adhere to this requirement).

**Lot No.**

- 1 Senior Class (exhibitors 14 and over)
- 2 Junior Class (exhibitors 13 and under)

## GREEN HORSE

### Class 25

Exhibitors in this class must be enrolled in the Green Horse project and must be showing their Green Horse project animal. Judge will consider performance of horses on the rail at all gaits and individual work as requested. Horses to be shown at the level of their assessment as of the July date.

#### Lot No.

- 1 Green Horse, Level 1
- 2 Green Horse, Level 2
- 3 Green Horse, Level 3
- 4 Green Horse, Level 4
- 5 Green Horse, Level 1 Project Book
- 6 Green Horse, Level 2 Project Book
- 7 Green Horse, Level 3 Project Book
- 8 Green Horse, Level 4 Project Book

## WORKING RANCH HORSE

### Class 26

Exhibitors in this class must be enrolled in the Working Ranch Horse Project and must be showing their Working Ranch Horse project animal. Judge will consider the performance of the horse and rider, plus other requirements of the project. Horses to be shown at the level of their assessment as of the July date.

#### Lot No.

- 1 Working Ranch Horses, Level 1
- 2 Working Ranch Horses, Level 2
- 3 Working Ranch Horses, Level 3
- 4 Working Ranch Horses, Level 4
- 5 Working Ranch Horse Record Book



## WORKING COW HORSE

### Class 27

This event is designed to allow the participant and their horse to work a single yearling cow in the arena, to showcase their horsemanship and stockman-ship abilities. One yearling cow will be let out into the arena, where the rider will be given the opportunity to box, rate, and rope a cow. Exhibitors in this class must have completed Horsemanship Level 1 or Working Ranch Horse Level 1 to compete in this class.

- 1 Senior Class (Exhibitors 14 and over)
- 2 Junior Class (Exhibitors 13 and under)

## DRIVING

### Class 28

Ground driving and cart driving are both included. Judge will consider individual performance of exhibitor and horse on the rail and through a simple course. Individuals may also be asked to drive on the rail together.

#### Lot No.

- 1 Driving, Level 1
- 2 Driving, Level 2
- 3 Driving, Level 3
- 4 Driving, Level 4
- 5 Project Book

## ENGLISH EQUITATION

(Open to any 4-H Project Horse)

### Class 29

Judge will consider the proper performance of rider and of the horse under the rider's control at all gaits. Trots will be posted unless the judge requests otherwise. Individual work may be requested at the judge's discretion. Proper attire required, coats optional. Junior and Senior lots may be shown together at Judge's discretion depending on number of exhibitors.

#### Lot No.

- 1 Senior English Equitation  
(Exhibitors 14 and over)
- 2 Junior English Equitation  
(Exhibitors 13 and under)

## ENGLISH HORSEMANSHIP

### Class 30

#### Lot No.

- 1 Level 1 English Horsemanship
- 2 Level 2 English Horsemanship
- 3 Level 3 English Horsemanship
- 4 Level 4 English Horsemanship
- 5 Level 5 English Horsemanship
- 6 Level 6 English Horsemanship

## TRAIL

### Class 31

Judge will consider the performance of horses over a pre-set course of obstacles without disregarding methods used to obtain results. Artificial head carriage will not be considered above natural performance. Class will not include rail work. Members exhibiting yearlings may use free hand to cue horse properly for lateral movements.

#### Lot No.

- 1 Junior Trail (Exhibitors 13 and under)
- 2 Senior Trail (Exhibitors 14 and over)
- 3 Trail - Yearlings on lead line (Exhibitors must be enrolled in yearling project)

## HORSE SHOWMANSHIP

### Class 32

Horse project members can select from any project horse they have entered in another lot for showmanship. May enter only one lot in this class. Senior Horse Showmanship members 14 years and older, Junior Horse Showmanship members 12 & 13, Pre-Junior Horse Showmanship members 9, 10, & 11. Winners of Pre-Junior will not advance to a Round Robin. If you are 11 and under you can choose to be in Junior or Pre-Junior Showmanship.

#### Lot No.

- 1 Senior Horse Showmanship
- 2 Junior Horse Showmanship
- 3 Pre-Junior Horse Showmanship

## NON-MOUNTED ENTRIES

### Class 33

All entries must be the work of the exhibitor and will be interview judged at the designated date.

**Point Value: Blue 4 Red 3**

#### Lot No.

- 1 Project Books - Open to members that are enrolled in or have been enrolled in during the current year. For Horseless Horsemanship 1, 2, or 3
- 2 Notebooks or Scrapbooks - Open to any member enrolled in the horse projects
- 3 Other display - Open to any member enrolled in the horse projects
- 4 Educational poster related to Horse Project Open to any 4-H member enrolled in the horse projects
- 5 Horse Showing Project Book

## CAREERS

### Class 34

**Point Value: Blue 4 Red 3**

#### Lot No.

- 1 Poster related to the project Careers
- 2 Notebooks having to do with project
- 3 Other display, related to the project
- 4 Project Book

## PACKING

### Class 35

**Point Value: Blue 5 Red 3**

#### Lot No.

- 1 Pair of panniers - made by exhibitor
- 2 Pack saddle tree, decker - made by exhibitor
- 3 Pack saddle tree, sawbuck - made by exhibitor
- 4 Complete pack saddle, decker - made by exhibitor
- 5 Complete pack saddle, sawbuck - made by exhibitor
- 6 Notebook on pack trip - start to finish
- 7 Poster(s) or displays of knot, splices, hitches, equipment needs, menus and food needed, trip itinerary
- 8 Poster and/or display about safety

**LIVESTOCK JUDGING PROJECT**

**Class 36**

**Point Value: Blue 4, Red 3**

**Lot No.**

1. Display/Notebook of contest participation
2. Display/Notebook of events and learning activities
3. Oral reasons presented at interview
4. Any other item related to project

**4-H Silent Auction  
Non-Livestock and Baked Goods  
Exhibits**

Any 4-H member 9 years old and older has the option to enter an exhibit up for bid. The item(s) must be related to the 4-Her's department project(s) and produced by the 4-Her. May enter two items in Baked Goods and in Non-Livestock Projects.

The Non-Livestock (excluding baked goods) silent auction will take place in the Event Center with bidding to **begin at 3:00 p.m. on Wednesday of the fair and close Saturday at 1:00 p.m.**

The Baked Goods silent auction will take place in the Event Center with bidding to **begin at 5:00 p.m. Wednesday of the fair and close Thursday at Noon.**

4-H Members will receive 100% of the proceeds from the sale of their exhibit. Detailed information available at the Extension Office.



**GARDEN PROJECT**

**MISCELLANEOUS PROJECTS**

1. Exhibits that do not contain the required number of vegetables will not be considered for awards.
2. Exhibits will be judged for uniformity, maturity, variety, characteristics, freedom from disease and quality.
3. Garden display can be prepared by selecting any of the following according to the number of vegetable varieties that were grown by the member.
4. Vegetable displays must be in place by 6 p.m. on Wednesday and not removed until Sunday at 8:00 a.m. No freshening up of vegetables prior to judging is allowed.

**Class 37**

**Point Value: Blue 4 Red 3**

**Lot No**

- 1 Beans, any variety (6)
- 2 Beets (3)
- 3 Broccoli (1 head)
- 4 Cabbage, any variety (1 head)
- 5 Cantaloupe or Muskmelon (1)
- 6 Carrots, any variety (4)
- 7 Cauliflower (1 head)
- 8 Celery (1 bunch)
- 9 Corn (3 ears)
- 10 Cucumbers, any variety (3)
- 11 Eggplant (1)
- 12 Kohlrabi (3)
- 13 Lettuce, any variety (1)
- 14 Onions, any variety (3)

- 15 Peas, any variety (6)
- 16 Peppers, any variety (3)
- 17 Potatoes, any variety (4)
- 18 Pumpkin (1)
- 19 Rhubarb (6 stalks)
- 20 Tomatoes, any variety (3)
- 21 Watermelon (1)
- 22 Winter squash (1)
- 23 Zucchini (1)
- 24 Any other vegetables (3)
- 25 Any other vegetables (3)



**GARDENING - LEVEL 1**  
**Point Value: Blue 4 Red 3**

- Lot No
- 26 Poster of plant parts
  - 27 Poster of seeds - identify seeds
  - 28 Plant started from cutting
  - 29 Poster of flower parts
  - 30 Dish flower garden
  - 31 Dish vegetable garden
  - 32 Garden plan
  - 33 Other exhibit
  - 34 Other exhibit
  - 35 Project Book - Level 1

**GARDENING - LEVEL 2**  
**Point Value: Blue 4 Red 3**

- Lot No
- 36 Plant started from air layering
  - 37 Plant without soil
  - 38 Terrarium
  - 39 Display of transplant for outside use
  - 40 Composting display
  - 41 Other exhibit
  - 42 Other exhibit
  - 43 Project Book - Level 2

**GARDENING - LEVEL 3**  
**Point Value: Blue 4 Red 3**

- Lot No
- 44 Cold Frame
  - 45 Landscape plan of a yard or garden
  - 46 Herb garden
  - 47 Other exhibit
  - 48 Other exhibit
  - 49 Project Book - Level 3

**GARDENING - LEVEL 4**  
**Point Value: Blue 4 Red 3**

- Lot No
- 50 Hydroponic dish
  - 51 Soil Sampling testing display
  - 52 Integrated Pest Management Plan
  - 53 Any other item
  - 54 Any other item

**ELECTRICITY**

**Class 38**

The judge will review all electric exhibits for workmanship and will test motors, lamps, and switches for proper operation.  
 U.L. Electricians Knot is required.

**Unit 1**  
**Point Value: Blue 4 Red 3**

- Lot No**
- 1 A homemade flashlight
  - 2 A simple switch
  - 3 A display or poster of conductors
  - 4 A display or poster about magnetism
  - 5 A homemade compass
  - 6 A homemade electromagnet
  - 7 A homemade galvanometer
  - 8 A homemade electric motor
  - 9 An educational poster or display about electricity in the home
  - 10 Any other homemade electric device.
  - 11 Project Book

**Unit 2**  
**Point Value: Blue 4 Red 3**

- Lot No.**
- 12 An educational display of Ohm's Law
  - 13 A display or poster about conductors and insulators
  - 14 A poster identifying the components of a wiring diagram
  - 15 A homemade circuit
  - 16 A homemade momentary switch

- 17 A homemade 3-way switch
- 18 A homemade rocket launcher
- 19 A homemade burglar alarm
- 20 An educational poster or display about electricity in the home
- 21 Any other homemade electric device
- 22 Project Book



**Unit 3**

**Point Value: Blue 4 Red 3**

**Lot No.**

- 23 A display or poster showing how to read an electric meter
- 24 A display of types of wires and cable
- 25 A display showing how to measure electricity usage receptacles
- 26 A diagram of your home wiring circuits
- 27 An educational poster or display about electricity in the home.
- 28 Any other homemade electric device
- 29 Project Book

**Unit 4**

**Point Value: Blue 5 Red 4**

**Lot No.**

- 30 A display or poster of different electronic parts
- 31 A display showing how a diode works
- 32 A display showing how a transistor regulates flow
- 33 A display showing how LEDs work
- 34 A homemade flasher
- 35 A homemade alarm that reacts to light
- 36 A homemade light meter
- 37 A homemade SCR intruder alarm
- 38 A homemade 6-8 watt amplifier
- 39 An educational poster, or display about Electronics
- 40 Any other homemade electronic device
- 41 Project Book

**ENTOMOLOGY**

**Class 39**

**LEVEL 1**

**Point Value: Blue 4 Red 3**

**Lot No.**

- 1 Create a diagram of an insect body part.
- 2 Make a poster showing some invasive insects important to your area, including a picture, description of where they live, and why they are bad for the environment.
- 3 Make a poster showing some invasive insects important to your area.
- 4 Make a poster of beneficial insects you might find in your garden.
- 5 Collect, mount, identify and label at least 25 different kinds of adult insects, including at least 5 Orders one of which should be Order Lepidoptera.
- 6 Collect, mount, identify and label at least 30 different kinds of adult insects, including at least 5 Orders one of which should be Order Lepidoptera. For second year members of level 1.
- 7 Collect, mount, identify and label at least 35 different kinds of adult insects, including at least 5 Orders one of which should be Order Lepidoptera. For third year members of level 1.
- 8 Any other item.

**LEVEL 2**

**Point Value: Blue 5 Red 4**

**Lot No.**

- 9 Create a poster showing the difference between at least 5 different orders.
- 10 Create a metamorphosis wheel for an insect with complete metamorphosis and be able to discuss where each state lives and what they eat and are eaten by.
- 11 Collect, mount, identify and label by Order at least 50 different kinds of insects. For first year members of level 2.
- 12 Collect, mount, identify and label by Order at least 60 different kinds of insects. For second year members of level 2.
- 13 Collect, mount, identify and label by Order at least 70 different kinds of insets. For third year members of level 2.
- 14 Any other item.

**LEVEL 3**

**Point Value: Blue 5 Red 4**

**Lot No.**

- 15 Create an electronic media presentation discussing an important insect pest in your area.

- 16 Collect, mount identify and label by Order at least 85 different kinds of insects. For first year members of level 3.
- 17 Collect, mount, identify and label by order at least 120 different kinds of insects. For second year members of level 3.
- 18 Collect, mount, identify and label by order at least 120 different kinds of insects. Make a separate collection of beneficial predatory insects (including different growth stages) and the insect species they prey on. For third year members of level 3.
- 19 Any other item.

**EXHIBITS FOR INDEPENDENT STUDY**  
**Point Value: Blue 5 Red 4**

- Lot No.
- 20 Educational Display.
  - 21 Any other item.
  - 22 Project Book

**RANGE MANAGEMENT**

**Class 40**

Range plants used in book must be listed in MT 8402 250 Plants for Range Contests in Montana. Range plants can be exhibited in prepared binder a book-type holder, or can be exhibited on loosely mounted sheets contained in an appropriate box. All plants must be properly identified and labeled. Sheets should be 11 x 14" or 11-1/2 x 16-1/2". All herbarium sheets must be the same size. Clear plastic food wrap may be used to cover. Do not use clear contact. Exhibit only the number of plants required. Do not put in extras.

**Range Level 1 - Year 1**  
**Point Value: Blue 4 Red 3**


- Lot No.
- 1 Build a poster or presentation on the four rangeland plant types using examples from your area.
  - 2 Build a plant press and collect and press 10 rangeland plants.
  - 3 Build a poster or presentation that teaches about plant morphology.
  - 4 Any other item relating to project level.

**Range Level 1 - Year 2**  
**Point Value: Blue 4 Red 3**

- Lot No.**
- 5 Attend Montana Range Day or other natural resources camp.
  - 6 Build a plant press and collect and press 20 rangeland plants.
  - 7 Build a poster or presentation or video discussing the benefits of rangelands.
  - 8 Show how to identify a rangeland plant using a key.

**Range Level 1 - Year 3**  
**Point Value: Blue 5 Red 4**

- Lot No.**
- 9 Compete at Montana Range Day or other rangeland competition.
  - 10 Collect and press an additional 20 rangeland plants.
  - 11 Build a poster or presentation on the rangeland types of the U.S.
  - 12 Build a poster, presentation, or video on how climate impacts rangelands.



**SMALL GRAINS/CROPS**

**Class 41**  
**Point Value: Blue 4 Red 3**

**LEVELS 1 & 2**

- Lot No.**
- 1 Collection of various products made from small grains
  - 2 Poster with a labeled cereal plant attached
  - 3 Display of germinated seeds
  - 4 Exhibit showing the nine stages of plant growth
  - 5 Display of various varieties of small grains
  - 6 Display of spring and winter cereal grain
  - 7 Display showing the differences in seed quality



- 8 Display with different seed varieties and their resistant
- 9 Any other item related to project

**LEVELS 3 & 4**

**Lot No.**

- 10 Display showing the effects of different planting depths
- 11 Collection of soil types
- 12 Display presenting small grain diseases
- 13 Display showing small grain insect pests
- 14 Display identifying weeds
- 15 Exhibit showing how to determine field acreages
- 16 Display showing how to determine small grain harvest loss
- 17 Display how to determine the volume of storage structures
- 18 Display a balance sheet or prices over item of small grains
- 19 Show how production costs are determined
- 20 Any other exhibit

**WEEDS**

**Class 42**

Weed plant collections - weeds identified by common name and location. Weeds may be mounted on separate sheets that are exhibited loosely in an appropriate box or a binder book-type folder. Weed seeds should be exhibited in seed mounts and should contain 12 or more weed seeds. Sheets should be 11"x 14".

**LEVEL 1  
WEED SCIENCE  
Point Value: Blue 4 Red 3**

**Lot No.**

- 1 Display showing different ways weed seeds spread to new locations
- 2 Plant press created in project
- 3 Display of pressed plants and/or photos you have taken illustrating the following terms: weed and native, non-native, invasive and noxious plants
- 4 Any other exhibit related to project
- 5 Any other exhibit related to project

**LEVEL 2  
WEEDS ON THE MOVE  
Point Value: Blue 4 Red 3**

**Lot No.**

- 6 Collection of 15 weeds (cannot be weeds collected in Unit I)
- 7 Poster of a map following Activity 3 in project book
- 8 Collection of seeds of at least 8 weeds
- 9 Poster showing diagram of weed dispersal
- 10 Other display or poster related to weeds
- 11 Unit II – Weeds- On the Move Project Book

**LEVEL 3  
WEED N' SEED  
Point Value: Blue 5 Red 4**

**Lot No.**

- 12 Collection of 15 weeds (cannot be weeds collected in Units I &II)
- 13 Story on "How I Would Control a Patch of Perennial Weeds"
- 14 Notebook on Weed Interview with a Weed professional
- 15 Other Display or poster related to weeds
- 16 Unit III - Weed N' Seed Project Book

**UNIT 4  
WEED SCIENCE - Independent Study  
Point Value: Blue 5 Red 4**

**Lot No.**

- 17 Any item relating to project
- 18 Any item relating to project
- 19 Any item relating to project

**VETERINARY SCIENCE**

**Class 43**

**UNIT 1 - FROM AIRDALES TO ZEBRA  
Point Value: Blue 4 Red 3**

**Lot No.**

- 1 Notebook showing one species and its different breeds
- 2 Poster about all the roles of an animal
- 3 Diorama showing the life stages of an animal

- 4 Poster showing safety concerns for an animal
- 5 Any other item from Level 1 project book
- 6 Project Book - Unit 1

**UNIT 2 - ALL SYSTEMS GO!**  
**Point Value: Blue 4 Red 3**

**Lot No.**

- 7 Poster with a disease process and effects on the animal
- 8 Pamphlet about common diseases and prevention
- 9 Poster about life cycle and prevention of a parasite
- 10 Any other project from Level 2 book
- 11 Project Book - Unit 2

**UNIT 3 - ON THE CUTTING EDGE**  
**Point Value: Blue 5 Red 4**

- 12 Pamphlet about artificial insemination, embryo transfers and cloning
- 13 Poster about stem cells, mitosis, meiosis and/or cell reproduction
- 14 Poster on controlled breeding in 3 species
- 15 Any other project from Level 3 project book
- 16 Project Book - Unit 3

**INDEPENDENT STUDY**  
**Point Value: Blue 5 Red 4**

**Lot No.**

- 17 Any other project relating to veterinary science

**SMALL ENGINES/POWER EQUIPMENT**

**Class 44**

To exhibit in this category, you must be currently enrolled in the small engines project. To complete a year in this project and exhibit at the fair, you should have completed a minimum of 7 activities during the year.

**Unit 1 - CRANK IT UP!**  
**Point Value: Blue 4 Red 3**

**Lot No.**

- 1 Picture poster showing what you have learned about small engines.
- 2 Display of basic tools needed to maintain a small engine.
- 3 An educational display related to what you have learned about two-cycle engines or four-stroke engines.
- 4 An educational display showing proper maintenance and care of a lawn mower.
- 5 An educational display of proper safety labels and procedures for small engines.
- 6 Small engines parts display board with a brief explanation of the purpose of the parts and how they work.
- 7 Project Book
- 8 Any other item

**Unit 2 - WARM IT UP!**  
**Point Value: Blue 4 Red 3**

**Lot No.**

- 9 An educational display comparing the different types of engines.
- 10 An educational poster illustrating and explaining the internal parts of an engine.
- 11 An educational display showing how transmissions work, showing how to conduct a compression check, or how to adjust a carburetor.
- 12 A display using a real small engine with a brief explanation showing steps in preparing a small engine for storage.
- 13 Carburetor parts display board with brief explanation of the purpose of the parts and how they work together.
- 14 Any educational display related to what you have learned in this project.
- 15 Project Book
- 16 Any other item

**Unit 3 - TUNE IT UP!**  
**Point Value: Blue 5 Red 4**

**Lot No.**

- 17 An educational display showing how to use diagnostic tools on small engines.

- 18 An educational display showing how to tear down and re-assemble a small engine.
- 19 An educational display related to the electrical system of a small engine.
- 20 An educational display about emissions systems on small engines and future trends.
- 21 An educational display showing how to remove and sharpen a mower blade.
- 22 Any educational display related to what you have learned in this project.
- 23 Project Book
- 24 Add any other item

**EXHIBITS FOR INDEPENDENT STUDY**

**Point Value: Blue 5 Red 4**

**Lot No.**

- 25 Any unlike item.
- 26 Educational display or poster.
- 27 Any other item

**FORESTRY**

**Class 45**

**Unit 1 - FOLLOW THE PATH**

**Point Value: Blue 4 Red 3**

**Lot No.**

- 1 Exhibit of at least 5 different dried leaves/needles from either coniferous and deciduous trees living in Montana collected during the past year - mounted, labeled and identified according to species.
- 2 Exhibit a minimum of 5 native Montana trees showing leaf, twig, and fruit from each species.
- 3 Journal record showing where 10 different leaves/trees are located and the date you found them.
- 4 A photo story of a visit to a state forest or other forest ecosystem.
- 5 A leaf chain or dried leaf collage
- 6 Plant in a clear jar showing the root system of a tree seedling.
- 7 Any other item
- 8 Project Book

**Unit 2 - REACH FOR THE CANOPY**

**Point Value: Blue 4 Red 3**

**Lot No.**

- 9 Exhibit of at least 10 different dried leaves/needles from either coniferous, or deciduous trees living in Montana collected during the past year - mounted, labeled and identified according to species.
- 10 Exhibit a minimum of 8 native Montana trees showing leaf, twig, and fruit from each species.
- 11 A photo-journal of your visit to a local park or forest.
- 12 Photo-journal or field guide on the habitat of 10 organisms that use trees.
- 13 Cross-section of a tree with explanation of the tree's history.
- 14 Exhibit explaining the fire triangle and forest fire prevention
- 15 Diagram indicating which part of a tree various diseases effect.
- 16 Any other item
- 17 Project Book

**Unit 3 - EXPLORE THE DEEP WOODS**

**Point Value: Blue 5 Red 4**

**Lot No.**

- 18 Exhibit a collection of at least 20 different kinds of leaves/needles from either coniferous and deciduous tree's living in Montana collected during the year - mounted, labeled and identified according to species.
- 19 Exhibit a minimum of 15 native Montana trees showing leaf, twig, and fruit from each species.
- 20 A photo-journal of your visit with a "tree informant" to a local park or forest.
- 21 Write a taxonomic key for 5 different leaves you have collected.
- 22 Display 5 bark rubbings you have made and the identification of each tree.
- 23 Display showing the "fruits" or "seeds" of at least 10 trees in your area.
- 24 Any other item.
- 25 Project Book

**INDEPENDENT STUDY**

**Point Value: Blue 5 Red 4**

**Lot No.**

- 26 Educational Display
- 27 Any other item

## WILDLIFE

### Class 46

Please specify on entry form which wildlife project you are taking, by choosing one of the wildlife projects listed as follows: Montana Non-Game Animals, Montana Big Game Animals, Owls of Montana, Montana's Birds of Prey, Montana's Upland Birds and Waterfowl.

#### Wildlife Conservation Point Value: Blue 4 Red 3

##### Lot No.

- 1 Create a poster about various habitats from the Woodland, Grassland and Wetland areas and explain which areas the animals might live in.
- 2 Make a poster explaining the difference between Herbivores, Carnivores, and Omnivores.
- 3 Using index card, make a different card for each type of animal found in your area by pasting picture of the animal on it and listing some facts.
- 4 Create a poster explaining the food chain of animals in your area
- 5 Animal track display
- 6 Any other item
- 7 Any other item

## WELDING

### Class 47

#### Point Value: Blue 5 Red 4

##### Lot No.

- 1 Any poster or electronic media presentation about the history and evolution of welding.
- 2 Build a poster or model showing the parts of a welder with an explanation of what each part does.
- 3 Any poster, electronic media, or welded plate example to show how improper selection of electrode, speed, height, and/or Amp setting will create a poor weld.
- 4 Any welded project.

- 5 Any welded project.
- 6 Any welded project.
- 7 Welding Project Book
- 8 Independent Project Study



## PHOTOGRAPHY

### Class 48

4-H members will be enrolled in the unit in which they exhibit. All photos submitted will be from the current year's projects. Minimum photograph size 4" x 6", maximum size 8" x 10". Photos entered should be mounted on poster board or matted. Poster board not to exceed 16" x 20". Matt board not to exceed, 11" x 14". Entries will not be framed or glassed (wood, metal, or other type frames.) Each item is an individual exhibit and judged as a separated item for a ribbon. Entries may not be duplicated.

#### Level 1 - FOCUS ON PHOTOGRAPHY Point Value: Blue 4 Red 3

##### Lot No.

- 1 Two or more pictures showing how to keep a photo steady and level
- 2 Two or more photos of the same subject taken in different lighting
- 3 A series of photos showing interesting shadows
- 4 Photo or series of photos showing subject with and without flash
- 5 Three photos from different distances
- 6 Series of photos showing bird's eye or bug's eye point of view
- 7 One or more trick photos done through placement of subject
- 8 Display of one or more selfies

- 9 Two to three photos of people
- 10 Two to three photos of animals
- 11 Two to three photos of landscapes
- 12 Photo story - series of photos that tell a story
- 13 Two to three photos of black and white photos
- 14 Display of "problem" pictures with description of how you could have made pictures better
- 15 Any other photo or photographs related to project



**Level 2 - CONTROLLING THE IMAGE**  
**Point Value: Blue 4 Red 3**

**Lot No.**

- 16 Series of photos showing use of lens filters
- 17 One or more photos making good use of reflection
- 18 One or more photos showing strong use of the "rule of thirds"
- 19 One or more photos showing the use of the "golden triangle"
- 20 One or more photos showing the use of the "golden rectangle"
- 21 One or more candid photos
- 22 One or more closeup of ordinary photos
- 23 One or more panoramic photos
- 24 One or more photos that inform, educate, or persuade
- 25 Photos or poster educating viewers on some aspect of photography
- 26 Any other photo or photographs related to project
- 27 Any other photo or photographs related to project

**Level 3 - MASTERING PHOTOGRAPHY**  
**Point Value: Blue 5 Red 4**

**Lot No.**

- 28 Series of photos showing different shutter speeds (mark clearly)
- 29 One or more photos showing depth of field as affected by aperture settings
- 30 One or more photos taken in low light
- 31 One or more silhouette photos
- 32 One or more photos showing framing

- 33 One or more photos that create a long line in the photo
- 34 One or more still life photos
- 35 One or more formal portraits of people
- 36 One or more informal portraits of people
- 37 One or more photos showing shapes, texture, or patterns
- 38 One or more action photos
- 39 One or more underwater photos
- 40 One or more Astro-photos (moon, stars, and planets)
- 41 One or more infrared photos
- 42 Photo story
- 43 Any other photo or photographs related to project

**Level 4 - VIDEOGRAPHY**  
**Point Value: Blue 5 Red 4**

**Lot No.**

- 44 Short-1-2 minute film
- 45 Long - 5 minute film
- 46 Public Service Announcement (PSA)
- 47 Storyboard and/or script for film production
- 48 Research on topic for film creation
- 49 Filmed Interviews on specific topic

**Level 5 - INDEPENDENT STUDY**  
**Point Value: Blue 5 Red 4**

**Lot No.**

- 50 Educational Display
- 51 Any other item

**WOODWORKING**

**Class 49**  
**Level 1 - MEASURING UP**

**Point Value: Blue 4 Red 3**

**Lot No.**

- 1 A painted wood item
- 2 A flower box
- 3 A letter or napkin holder
- 4 A picture frame
- 5 Any other item made from other plans,

books or resources

- 6 Any other item made from other plans, books or resources
- 7 Any other item made from other plans, books or resources
- 8 Any educational display or poster showing anything related to the wood-working project (for example, about the care of tools, wood types, safety, materials, techniques, etc.)
- 9 Project Book
- 10 Any other item

**Level 2 - MAKING THE CUT**  
**Point Value: Blue 4 Red 3**

**Lot No.**

- 11 A tool box
- 12 A bird house
- 13 A sawhorse
- 14 A wood whistle
- 15 A foot stool
- 16 A display of wood types
- 17 Any other item made from other plans, books or resources
- 18 Any other item made from other plans, books or resources
- 19 An educational display or poster showing anything related to the wood working project (For example, care of tools, wood, types, safety, materials, techniques, etc.).
- 20 Project Book
- 21 Any other item

**Level 3 - NAILING IT TOGETHER**  
**Point Value: Blue 5 Red 4**

**Lot No.**

- 22 A boomerang
- 23 A belt buckle
- 24 A simple puzzle
- 25 A book shelf
- 26 Any other item made from other plans, books or resources
- 27 Any other item made from other plans, books or resources
- 28 An educational display or poster showing

anything related to the woodworking project (For example, about the care of tools, wood types, safety, materials, techniques, etc.)

- 29 Project Book
- 30 Any other item

**Level 4 - FINISHING UP**  
**Point Value: Blue 5 Red 4**

**Lot No.**

- 31 A wood vehicle
- 32 A tabletop hockey game
- 33 A step stool or chair
- 34 A toy dog
- 35 A door knocker
- 36 Any other item made from other plans, books, or resources
- 37 Any other item made from other plans, books, or resources
- 38 An educational display or poster showing anything related to the woodworking project (for example, about the care of tools, wood types, safety, materials, techniques, etc.)
- 39 Project book

**INDEPENDENT STUDY**  
**Point Value: Blue 5 Red 4**

**Lot No.**

- 40 Educational Display
- 41 Any other item
- 42 Any other item

**LEATHERCRAFT**

**Class 50**

**Follow instructions in project book(s).**

Beginning leather craft can use swivel knife and beveler in first year. Pre-stamped leather cannot be used.

**UNIT 1**  
**Point Value: Blue 5 Red 4**

**Lot No.**

- 1 Item with whip stitch using skills & tools in Unit I
- 2 Item with running stitch using skills & tools in Unit I
- 3 Any other article using skills & tools in Unit 1
- 4 Any other article using skills & tools in Unit 1

5 Any stamped item, with no dying and with either whip-stitch or running stitch

### UNIT 2

Point Value: Blue 5 Red 4

(Pre-stamped leather may not be used)

**Lot no.**

- 6 Single loop laced article using skills and tools in Units I & II
- 7 Double loop laced article using skills and tools in Units I & II
- 8 Carved article using skills and tools in Units I & II
- 9 Carved article using skills and tools in Units I & II
- 10 Any other article using skills and tools in Unit 2
- 11 Any stamped item, with no dying and with either whip stitch or running stitch

### UNIT 3

Point Value: Blue 5 Red 4

**Lot no.**

- 12 Article or samples with inverted carving techniques
- 13 Dyed article; may use background dying, antique & two tone finishing, may use acrylic dye on small decorative areas (no solid color dyeing or shading techniques)
- 14 Article with lining
- 15 Hand-stitched article
- 16 Molded or shaped article
- 17 Any other article

### UNIT 4

Point Value: Blue 5 Red 4

**Lot no.**

- 18 Figure-carved article (no pictures)
- 19 Item using filigree
- 20 Embossed items
- 21 Dyed item; may use background dying, antique two tone finishing, may use acrylic dye on small decorative areas (no solid color dyeing or color shading)
- 22 Any other item using advanced carving

### UNIT 5- Advanced

Point Value: Blue 6 Red 5

**Lot no.**

- 23 Any item using advanced skills
- 24 Any item using advanced skills
- 25 Any item using advanced skills
- 26 Any item using advanced skills

27 Any item using advanced skills

## COUNTY DEMONSTRATION DAY

Class 51

**DEMONSTRATION ENTRIES NEED NOT BE ENTERED ON REGULAR FORMS. SPEECHES AND DEMONSTRATIONS MUST HAVE BEEN DEVELOPED DURING THE CURRENT 4-H YEAR.**

Point Value: Blue 7, Red 5

**Lot No.**

- 1 Individual or Team Demonstration

## CLUB EXHIBITS

Class 52

*Any 4-H Club may enter an educational display. They are judged on the educational value as well as attractiveness.*

*Club display should be entered with person's name and entry number on entry who is responsible for it. Judging is done at the fair.*

Point Value: Blue 5 Red 4

**Lot No.**

- 1 Club Scrapbook
- 2 Club Secretary Book

## SHOOTING SPORTS

Class 53

Point Value: Blue 5 Red 4

**Lot no.**

- 1 Pistol - notebook or display
- 2 Pistol Project Book
- 3 Rifle - notebook or display
- 4 Rifle project book

- 5 Archery - notebook or display
- 6 Archery project book
- 7 Shotgun - notebook or display
- 8 Shotgun project book
- 9 Muzzle loader - notebook or display
- 10 Hunting - notebook or display
- 11 Small Bore pistol- notebook or display
- 12 Small Bore rifle- notebook or display
- 13 Any other item
- 14 Any other item



## AEROSPACE

Class 54

**Judging will consider neatness, accuracy, and craftsmanship**

### STAGE 2: LIFT OFF Point Value: Blue 4 Red 3

**Lot No.**

- 1 Any skill level 1 rocket made from a kit.
- 2 Poster or display of different types of aircraft.
- 3 Poster or display explaining how different types of weather affect flying or a chart of one week's weather and your analysis of the flying conditions.
- 4 A handmade kite. Include plans.
- 5 An educational display relating to the International Phonetic Alphabet.
- 6 Any model rocket or airplane not built from a kit. Include plans.
- 7 Any educational display related to what you have learned in the project (e.g. launch records, distance records, results from competitive events, etc.).
- 8 Any other item
- 9 Project Book

### STAGE 3: REACHING NEW HEIGHTS Point Value: Blue 4 Red 3

**Lot No.**

- 10 Any skill level 2 rocket made from a kit (e.g. Bull Pup 12D, Longshot, Loadstar, etc.)  
Include plans.
- 11 A paper flight simulator you have made.
- 12 A feather wing glider.
- 13 A controllable glider.
- 14 A fighter kite that can roll, pitch and yaw.
- 15 A model airplane from a kit. Include plans.
- 16 Any model rocket or airplane not built from a kit. Include plans.
- 17 Any educational display related to what you have learned in the project (e.g. launch records, distance records, results from competitive events, etc.)
- 18 Project Book

### STAGE 4: PILOT IN COMMAND Point Value: Blue 5 Red 4

**Lot No.**

- 19 Any skill level 3 or higher rocket made from a kit.
- 20 Poster or educational display relating to some aspect of this level of aerospace (flight plan, career profile, etc.).
- 21 A flat style box kite. Include plans.
- 22 A remote control airplane made from a kit. Include plans.
- 23 A model rocket or model airplane not made from a kit. Include plans.
- 24 Your own constructed altitude tracker.
- 25 A notebook on the history of aviation.
- 26 Project Book
- 27 Any other item

### INDEPENDENT STUDY Point Value: Blue 5 Red 4

**Lot No.**

- 28 Educational Display.
- 29 Any other item.



## SPORT FISHING

### Class 55

#### Unit 1

Point Value: Blue 4 Red 3

##### Lot No.

- 1 Picture poster showing what you have learn about sport fishing.
- 2 Display of lures and/or flies that you have made.
- 3 An educational display related to what you have learned about different types of fish.
- 4 An educational display related to what your have learned about fishing or angling.
- 5 Display of your fishing log or casting record.
- 6 Display of common fishing tackle equipment.
- 7 Display of basic fishing knots.
- 8 Display of 3 rigging systems.
- 9 Any educational display related to what you have learned in this project.
- 10 Project book

#### Unit 2

Point Value: Blue 4 Red 3

##### Lot No.

- 11 An educational display comparing the different types of casting techniques.
- 12 Display of lures and/or flies that you have made.
- 13 Display of your fishing log or casting record.
- 14 An educational display identifying the different parts of a fish.
- 15 An educational display of your favorite fish recipes.
- 16 Exhibit of your own hand-made fishing wallet.
- 17 Display of at least six intermediate fishing knots (e.g. trilene, surgeon's, uni-knot, world's fair knot, two-fold open and blood knot).
- 18 Any educational display related to what you have learned about different types of fish.
- 19 Any educational display related to what you have learned in this project.
- 20 Project Book.

#### Unit 3

Point Value: Blue 5 Red 4

##### Lot No.

- 21 An educational display showing how you introduced a friend to fishing.
- 22 An educational display showing the four different types of reels.
- 23 An educational display of artificial flies and lures you have made.
- 24 An educational display of the different sizes and types of hooks.
- 25 An educational display showing at least 8 kinds of aquatic insects.
- 26 An educational display about fishing habits.
- 27 An educational display about fishing ethics.
- 28 A display of your fishing journal.
- 29 An educational display about the different kinds of fish found in Montana.
- 30 Any educational display related to what you have learned in this project.
- 31 Project book.



## COWBOY POETRY

To exhibit in this category, you must be currently enrolled in 4-H Cowboy Poetry. There is only one level in this project, and it is self-paced. Project books and records are not to be exhibited or judged.

### Class 56

Point Value: Blue 4 Red 3

##### Lot No.

- 1 A poster showing what you have learned about cowboy poetry.
- 2 Display of at least 3 original poems written by you during the current year.
- 3 An educational display related to what you have learned about rhyme schemes or meter.
- 4 An educational display about some of the classic cowboy poets.
- 5 An educational display about Western culture or history, especially about your local area.
- 6 Display of examples of cowboy poetry you have found in your local library.
- 7 A photo story of your participation in a cowboy poetry gathering.

- 8 A photo story showing you teaching others to write and recite their own original poetry.
- 9 Any educational display related to what you have learned in this project

**SELF DETERMINED -  
INDEPENDENT STUDY**

**Class 57**

Should be poster, notebook or display showing accomplishments in project. Specify the goals and the intent of accomplishments.  
 A statement on why project was chosen and how decision was made should be included.  
 Tell scope of project. Give methods, procedures, responsibilities, and learning experiences used in order to accomplish goals.  
 Summarize accomplishments. Self-evaluate it to see if goals were achieved.  
 Show objects made as part of display, or photos giving steps undertaken, or some other aspect of project.  
 Keep showmanship in mind. It is expected displays will be neat and attractive, and self-contained in a box or otherwise mounted so as not to separate.  
 Independent study is for any project as listed in the clover. Follow same exhibit criteria as self-determined.

**Point Value: Blue 5 Red 4**

**Lot No.**

- 1 Self determined project exhibit
- 2 Any other independent exhibit
- 3 Any other independent exhibit
- 4 Any other independent exhibit
- 5 Any other independent exhibit
- 6 Any other independent exhibit

**TEEN LEADERSHIP**

**Class 58  
Point Value: Blue 5 Red 4**

**Lot No.**

- 1 Teen Leadership project exhibit
- 2 Any other Teen exhibit
- 3 Written Report on Project



**HOME ENVIRONMENT**

**Class 59**

**Level 1 - THE BASIC TOUCH**

Projects from the Basic Touch, designing walls, windows, and floors section.

**Point Value: Blue 5 Red 4**

**Lot No.**

- 1 Any item completed in project
- 2 Any other item completed in project
- 3 Any other item completed in project

**Level 2 - THE DISTINCTIVE TOUCH**

Projects from the Distinctive Touch, Furniture, fabrics and storage section.

**Point Value: Blue 5 Red 4**

**Lot No.**

- 4 Any item completed in project area
- 5 Any other item completed in project area
- 6 Any other item completed in project area

**Level 3 - THE FINISHING TOUCH**

Accessorizing our room section.

**Point Value: Blue 5 Red 4**

**Lot No.**

- 7 Any item completed in project area
- 8 Any other item completed in project area
- 9 Any other item completed in project area

**CHILD DEVELOPMENT**

**Class 60**

**Point Value: Blue 4 Red 3**

**Level 1**

**Lot No.**

- 1 Exhibit related to home hazards and safety measures for infants & toddlers
- 2 Exhibit related to healthy snacks for toddlers
- 3 Any other item related to project
- 4 Any other item related to project
- 5 Project Book

**Level 2**

**Lot No.**

- 6 Playdough projects-show different activities using playdough
- 7 Exhibit of homemade musical instruments
- 8 Babysitter survival kit
- 9 Any other item related to project
- 10 Any other item related to project

- 11 Project Book

**Level 3**

**Lot No.**

- 12 Prop box for pretend (dress-up, make believe, theater) activities for children 4 and older
- 13 Exhibit related to cooking with kids
- 14 Exhibit related to first aid
- 15 Any other item related to project
- 16 Any other item related to project
- 17 Project Book

**Level 4**

**Lot No.**

- 18 Exhibit related to a "creative fun" party
- 19 Exhibit related to games/activities for young children
- 20 Exhibit related to seatbelt safety
- 21 Resume based on your childcare experiences
- 22 Any other exhibit related to project
- 23 Any other exhibit related to project
- 24 Project Book

**BABY-SITTING**

**Point Value: Blue 4 Red 3**

**This project is a 1- year project only**

**Lot No.**

- 25 A baby-sitter's Magic Bag for 3 to 4 year old's
- 26 A display or poster about baby-sitting safety, first aid, choking or poisonous products
- 27 A display or poster on appropriate activities for 2 to 3 year old's
- 28 A poster or display about food and nutrition of children
- 29 A baby-sitting Business Card and fliers or marketing pieces
- 30 Any other item relating to project

**EXPLORING 4-H**

**Class 61**

**Point Value: Blue 4, Red 3**

**Lot No.**

- 1 Collection of 4-H information—scrapbook, journal or display including colors, slogans, mottos, etc.
- 2 Home Sweet Home—scrapbook, journal, drawing related to your home and who lives there
- 3 4-H Collage with clover and pictures that relate to each "H"
- 4 Homemade bulletin board
- 5 Any other item
- 6 Any other item
- 7 Project Book

<b>VISUAL ARTS</b>
--------------------

**Class 62**  
**Point Value: Blue 4 Red 3**

**Get Started in Art****Lot No.**

- 1 Painting with paper and milk glue
- 2 Puzzle art
- 3 Pop up card
- 4 Luminary
- 5 Drawing - mural
- 6 Shadow drawing
- 7 Ordinary objects – converted to art
- 8 Straw painting
- 9 Marble painting
- 10 String painting
- 11 Marble swirl painting
- 12 Sculpted clay project
- 13 Paper Mache sculpted project
- 14 Jewelry item made from clay
- 15 Sponge artwork
- 16 Stencil project
- 17 Block print artwork
- 18 Scrap sculpting
- 19 Any other item related to project
- 20 Any other item related to project

**Sketchbook Crossroads****Lot No.**

- 21 Drawing in the round item using different papers
- 22 Calligraphy item mounted, poem, etc.
- 23 Felted wool item
- 24 Batik article
- 25 Any other item
- 26 Any other item

**Portfolio Pathways**

- 27 Water- Color Creation
- 28 Sand painting item
- 29 Oil painted picture or item
- 30 Print Block Design
- 31 Any other item
- 32 Any other item

<b>OUTDOOR ADVENTURES</b>
---------------------------

**Class 63**

**Level 1 - HIKING TRAILS**  
**Point Value: Blue 4 Red 3**

**Lot No.**

- 1 Backpack containing essential items for a day hike omitting the first Aid Kit
- 2 First aid kit you made for a day hike
- 3 Display relating to "Leave No Trace"
- 4 Education Display relating to project
- 5 Project Book - Level I
- 6 Any other item

**Level 2 - CAMPING ADVENTURES**  
**Point Value: Blue 4 Red 3**

**Lot No.**

- 7 Display of knots used for camping
- 8 3-day camping menu, necessary equipment, method of preparation & cleanup
- 9 Education Display relating to project
- 10 Project Book - Level 2
- 11 Any other item

**Level 3 - BACKPACKING EXPEDITIONS**  
**Point Value: Blue 5 Red 4**

**Lot No.**

- 12 3- day backpacking menu, and method of prep and cleanup
- 13 First Aid kit you made for a backpacking trip
- 14 Educational Display relating to this project
- 15 Poster explaining use of topographic map
- 16 Project Book - level 3
- 17 Any other item

## ROBOTICS

### Class 64

#### Level 1 - ROBOTICS EXPLORER

Point Value: Blue 5 Red 4

**Lot No.**

- 1 Robot you built and programmed
- 2 Educational Display about robotics
- 3 Project Book
- 4 Any other item
- 5 Any other item

#### Level 2 - ROBOTICS PROBE

Point Value: Blue 5 Red 4

**Lot No.**

- 6 Robot with rotational sensor you built and programmed
- 7 Educational Display about robotics,
- 8 Project Book
- 9 Any other item
- 10 Any other item

## CLOVERBUDS

### Class 65

Open to all Cloverbud members. Can enter more than one item. Will be judged Thursday of the Fair. No premium money will be awarded, ribbons only.

**Lot No.**

- 1 Create a Critter
- 2 Create Your Own Ant
- 3 Puppet Creation
- 4 Any food item
- 5 Any food item
- 6 Any other item
- 7 Any other item

## FAMILY ADVENTURES

### Class 66

Point Value: Blue 4 Red 3

**Lot No.**

- 1 Poster showing menu for family meal and noting each family member's cooking and clean-up duties
- 2 Collage showing favorite family story
- 3 Collage of family play equipment
- 4 Family Photo story
- 5 Fire exit plan showing each members escape route and meeting place
- 6 Poster of a family adventure
- 7 Family adventure record book
- 8 Scrapbook on family project
- 9 Other



## SCRAPBOOKING & STAMPING PROJECT

### Class 67

#### Guidelines for Scrap-booking and Stamping.

Neatness is very important. Exhibit clean scrap-booking pages with clear handwriting. Journaling is to be used with photos and Memorabilia. Use a variety of cropping techniques and page layouts. Make sure all stamping projects are free from smears and neat. For stamping project all projects need to be displayed in clear storage bags with tag taped outside of bag.

Level 1  
3<sup>rd</sup> - 5<sup>th</sup> GRADES

Point Value: Blue 4 Red 3

**Lot No.**

- 1 Display of tools and supplies for scrapbooking
- 2 Scrapbook Title Page
- 3 Creative use of journaling
- 4 Scrapbook double page layout
- 5 Collage Page
- 6 Any other scrapbooking item
- 7 Craft made based on scrapbook techniques
- 8 Any other scrapbooking page/item
- 9 Any other scrapbooking page/item
- 10 Simple Stamped Card
- 11 Stamped gift bag
- 12 Any other stamped item
- 13 Any other stamped item

**Level 2**  
**6<sup>th</sup> - 8<sup>th</sup> GRADES**

**Point Value: Blue 5 Red 4**

**Lot No.**

- 14 Scrapbook page using embellishments
- 15 Scrapbook Title Page
- 16 Scrapbook Page using creative journaling
- 17 Any other scrapbook page
- 18 Scrapbook page using punches, cutters and cropping techniques
- 19 Scrapbook using central theme
- 20 Craft made based on scrapbook technique
- 21 Any other scrapbooking page/item
- 22 Any other scrapbooking page/item
- 23 Stamped card - using some Holiday design
- 24 Any other stamped card
- 25 Any other stamped item
- 26 Any other stamped item

**Level 3**  
**9<sup>th</sup> - 12<sup>th</sup> GRADES**

**Point Value: Blue 5 Red**

**Lot No.**

- 27 Scrapbooking page using popup or pocket page
- 28 Advanced journal page (telling a short story/poem)
- 29 Scrapbooking page using memorabilia (brochures, tickets etc.)
- 30 Double page scrapbooking - page layout of same event
- 31 Scrapbooking page using papers, die-cuts, and stickers

- 32 Digital scrapbook
- 33 Framed scrapbook page
- 34 Any other scrapbooking page/item
- 35 Any other scrapbooking page/item
- 36 Set of 3 stamping cards made w/velum: wet embossing or raised pieces with envelope
- 37 Handmade book/journal - covers pages stamped
- 38 Stamped Stationary w/matching envelopes
- 39 Any other stamped Item
- 40 Any other stamped Item



**HOME ECONOMICS EXHIBITS**

1. Only one entry can be made in each lot by one exhibitor.
2. Items that have been purchased, received as a gift, or that have been exhibited last year cannot be exhibited at this fair.
3. Be sure to attach the exhibitor's tag to all clothing garments with pin.

**Class 68**

**SEWING AND TEXTILES**

**LEVEL 1**

**Point Value: Blue 4 Red 3**

**Lot No.**

- 1 Sewing tool kit

- 2 Simple apron
- 3 Pillowcase
- 4 Lunch bag
- 5 Tote Bag
- 6 Display of sewing machine with parts labeled
- 7 Any other item
- 8 Any other item
- 9 Any other item

**LEVEL 2**

**Point Value: Blue 4 Red 3**

***Not required to use patterns from book***

**Lot No.**

- 10 Patchwork pillow
- 11 Apron
- 12 Pajama pants
- 13 Simple shirt
- 14 Purse or wallet
- 15 Potholders (2)
- 16 Zippered pouch
- 17 Any other item
- 18 Any other item
- 19 Any other item

**LEVEL 3 - ADVANCED SEWING**

**Point Value: Blue 5 Red 4**

**Lot No.**

- 20 Any other item
- 21 Any other item
- 22 Any other item
- 23 Any other item

**INDEPENDENT STUDY EXHIBITS**

**Point Value: Blue 5 Red 4**

**Lot No.**

- 24 Educational Display
- 25 Any other item
- 26 Any other item
- 27 Any other item
- 28 Independent study journal, including project plan, pictures, and summary of accomplishments

**KNITTING**

**Point Value: Blue 5 Red 4**

**BEGINNING**

**Lot No.**

- 29 Exhibit related to knitting project
- 30 Display of knitting stitches or sampler
- 31 Purse or other small item
- 32 Ribbed Hat
- 33 Head band or ski band
- 34 Dish cloth
- 35 Any other item
- 36 Any other item

**INTERMEDIATE**

- 37 Display of methods for joining seams or sampler
- 38 Slippers
- 39 Baby blanket
- 40 Any other item
- 41 Any other item
- 42 Any other item

**ADVANCED**

- 43 Doll sweater
- 44 Sweater
- 45 Article using circular needles
- 46 Any other item
- 47 Any other item
- 48 Any other item

**CROCHET**

**Point Value: Blue 5 Red 4**

**Lot No.**

- 49-53 **BEGINNING:** Up to 5 articles that use chain stitch and/or single crochet and/or double crochet
- 54-58 **INTERMEDIATE:** Up to 5 articles that use stitches shown in book.
- 59-63 **ADVANCED:** Up to 5 articles that use one or more of the following: Afghan stitch, increasing and decreasing, treble crochet, half double crochet, changing colors, pattern stitches and seams.

**EMBROIDERY**

**Point Value: Blue 5 Red 4**

**Lot No.**

- 64-68 **BEGINNING:** Up to 5 articles. Members should try more than one stitch

- 69-73 **INTERMEDIATE:** Up to 5 articles that use 4 or more different stitches, or require intermediate skills, may include original design.
- 74-78 **ADVANCED:** Up to 5 articles that use 6 or more different stitches, or require advanced skills, may include original design.
- 79 Notebook of stitch samples, embroidery techniques, and other information pertinent to project

## QUILTING - PATCHWORK – APPLIQUÉ

### Level 1-You Can Quilt Point Value: Blue 5 Red 4

#### Lot No.

- 80 Tote bag using patchwork  
81 Two patchwork potholders  
82 Wall hanging using quilting  
83 Table runner  
84 Baby quilt  
85 Any item that has been machine quilted  
86 Poster or display featuring quilting tools  
87 Project book  
88 Any other item

### Level 2-Creative Corners Point Value: Blue 5 Red 4

#### Lot No.

- 89 Four placemats using quilting, patchwork, or applique  
90 Baby quilt  
91 Full size quilt using quilting, patchwork, or applique  
92 Set of two decorative pillows  
93 Any items that has been hand quilted  
94 Any item that has been machine quilted  
95 Poster or display on quilt design  
96 Table runner

### Advanced-Terrific Triangles Point Value Blue 5 Red 4

#### Lot No.

- 97 Garment with appliqué design  
98 Full size quilt using quilting, patchwork, or appliqué

- 99 Any item that has been hand quilted  
100 Any item that has been machine quilted  
101 Poster or display on history of quilts  
102 Any other item

## FOODS

### Class 69

- All items must be on a firm disposable base and in a Ziplock bag.
- Pies must be exhibited in disposable pie tins, whole pie.
- Each 4-H member must make their own entries. Members of the same family should make individual recipes.
- Some 4-H red and blue Food entries will be sold.
- 4-H members should exhibit in the project area in which they are enrolled.
- Foods can be exhibited all together in an individual display. Bring a card table if you choose. A special award will be given for artistic expression to an individual Exhibitor.
- Entries in ALL food sections shall consist of 3 cookies, bars, muffins, pieces and 1/2 loaf of bread or cake unless otherwise stated.
- Salads, dressings, butter, cheese, etc. can be exhibited in a clear glass jar.
- Special awards will be given for outstanding lots at Judges discretion.
- 4-H members can also enter their foods in open class.

### COOKING 101

#### Point Value: Blue 4 Red 3

#### Lot No.

- 3 cereal bars, granola bars or no bake cookies
- 1 cup snack mix
- 1 cup fruit salad
- 3 muffins, from scratch, no paper liners
- corn bread - 3 squares
- 3 drop biscuits from scratch
- 1 (8 x 8) pan coffee cake, fruit jumble or fruit crisp
- 3 brownies made from scratch
- 3 cookies
- 1 (8 x 8) cake made from scratch
- 1 Poster on kitchen safety
- Display on measuring



13 Any other item

### COOKING 201

Point Value: Blue 4 Red 3

**Lot No.**

- 14 1 cup fruit compote
- 15 1 cup pasta salad
- 16 1 loaf nut bread
- 17 3 cheese muffins from scratch, on paper liners
- 18 3 rolled biscuits from scratch
- 19 3 scones from scratch
- 20 1 (9 x 9) snack cake
- 21 1 (8 x 8) frosted cake from scratch
- 22 3 shaped cookies
- 23 1 slice breakfast pizza/or fruit pizza
- 24 Poster on Nutrition facts labels
- 25 Any other item

### COOKING 301

Point Value: Blue 5 Red 4

**Lot No.**

- 26 1 loaf yeast bread
- 27 3 yeast rolls
- 28 1 tea ring
- 29 1 small pizza
- 30 2 soft pretzels
- 31 3 cinnamon rolls
- 32 1 cup homemade granola
- 33 3 breakfast cookies
- 34 1 cup fruit topping
- 35 1 cup spicy pecans
- 36 1 cheese ball
- 37 2- layer cake, frosted
- 38 1 cup marinated vegetables
- 39 Poster on outdoor cooking
- 40 Poster on your party plan
- 41 Any other item

### COOKING 401

Point Value: Blue 5 Red 4

**Lot No.**

- 42 Display of herbs, fresh, frozen, or dried
- 43 Complete meal plan or celebration plan menu, shopping, decoration list, timeline, checklist
- 44 Flatbread
- 45 Focaccia

- 46 French Bread
- 47 Oatmeal bread
- 48 English muffins
- 49 Fruit Tart
- 50 Caramels
- 51 Peanut Brittle
- 52 Chocolate Fudge
- 53 Spinach quiche
- 54 Exhibit related to dried beans and peas production or nutrition
- 55 Hummus
- 56 Custard
- 57 Vanilla pudding - homemade
- 58 Flan



### BAKING

Point Value: Blue 5 Red 4

#### Level 1 -Baking (all from scratch)

**Lot No.**

- 59 Educational display or poster showing kitchen safety
- 60 Educational display demonstrating measuring techniques
- 61 Baking powder biscuits from scratch
- 62 Plain muffins
- 63 Cornmeal muffins
- 64 Sugar cookies
- 65 Chocolate chip cookies
- 66 Drop cookies
- 67 Peanut butter cookies
- 68 Any other item related to project
- 69 Any other item related to project
- 70 Any other item related to project

### **Level 2 - Baking (all from scratch)**

**Lot No.**

- 71 Banana nut bread
- 72 Zucchini bread
- 73 Any quick bread
- 74 Coffeecake
- 75 Fruit filled coffee cake
- 76 Heritage cookie from another country
- 77 Bar cookies
- 78 Rolled cookies
- 79 Filled cookies
- 80 Shaped cookies
- 81 Brownies
- 82 Peanut butter blossom cookies
- 83 Exhibit related to science of baking
- 84 Any other item related to project
- 85 Any other item related to project
- 86 Any other item related to project

### **Level 3 - Baking (all from scratch)**

**Lot No.**

- 87 Heritage bread
- 88 French bread
- 89 Yeast rolls
- 90 Sweet rolls
- 91 White bread
- 92 Fancy bread
- 93 Whole wheat bread
- 94 Dakota bread
- 95 Bread sticks
- 96 Display related to science of bread making
- 97 White bread made in bread machine
- 98 Whole wheat bread in bread machine
- 99 Any other item related to project
- 100 Any other item related to project
- 101 Any other item related to project

### **Level 4 - Baking (all from scratch)**

**Lot No.**

- 102 Yellow cake from scratch
- 103 Sponge cake from scratch
- 104 Uncooked butter frosting
- 105 Fudge frosting
- 106 Angel food cake
- 107 Apple pie

- 108 Canned cherry pie
- 109 Fresh peach pie
- 110 Fresh strawberry pie
- 111 Any other fruit pie
- 112 Traditional quiche
- 113 Apple turnovers
- 114 Any other item related to project
- 115 Any other item related to project
- 116 Any other item related to project

### **INDEPENDENT FOODS PROJECT**

**Point Value: Blue 5 Red 4**

**Lot No.**

- 117 Approved Cooking Plan
- 118 Any item of choice
- 119 Any item of choice
- 120 Any item of choice
- 121 Any item of choice
- 122 Any item of choice
- 123 Any item of choice
- 124 Any item of choice

### **FOOD PRESERVATION PROJECT**

**Lot No.**

- 125 Exhibit related to importance of food preservation
- 126 Display detailing pH in foods and appropriate food preservation methods
- 127 Display of equipment for food preservation
- 128 Comparison of frozen vegetable or other fruit (treated and untreated)
- 129 Applesauce made with boiling water canner
- 130 Jam or Jelly made in boiling water canner
- 131 Any pickled vegetable in boiling water canner
- 132 Any item of choice
- 133 Any item of choice



## CAKE DECORATING

Class 70

Point Value: Blue 5, Red 4

**4-H members should refer to the project book 4-H Cake Decorating for the skills list and explanation for each level.**

### First Year

**Lot No.**

- 1 Cake decorating notebook with pictures/diagrams of cakes, learning and record of expenses
- 2 A level bake cake
- 3 Single layer cake
- 4 Cut up cake
- 5 Smoothly frosted one-level cake
- 6 Cake or cupcake decorated with stars, flowers, and leaves
- 7 Cake decorated with borders
- 8 Cake or cupcake decorated with writing
- 9 Cake featuring any combination of star, pullout star, shell with star tip, shell with writing tip (beads), rosette, star puff, "c" motion, zig-zag, dots and leaf
- 10 Cake or cupcake featuring leaves-plain leaf, stand up leaf, ruffled leaf, holly
- 11 Any other item using level 1 decorating skills

### Second Year

**Lot No.**

- 12 Cake or cupcake featuring flowers (squeeze stars or swirl), free hand rosette, star, variety, rosebud, sweet pea
- 13 Cake or cupcake featuring lettering-dots, fill in line with dots or lines, printing, or script
- 14 Cake or cupcake featuring any combination of combing, grass, fur or hair, outline, or fill-in, paper pattern, stencil applications, or sugar mold
- 15 Cake using specialty pan

- 16 Any other item using level one cake-decorating skills
- 17 Any other item using level one cake-decorating skills



### Third Year

**Lot No.**

- 18 Cake decorating notebook with pictures or diagrams of cakes, learning and record of expenses
- 19 A baked, prepared level cake decorated using at least five level two-cake decorating skills
- 20 A prepared cut up cake decorated using at least five level two-cake decorating skills
- 21 Decorated one-level cake, using at least five level two-cake decorating skills
- 22 Decorated two-level cake using at least five level two-cake decorating skills
- 23 Decorated cake featuring brush striping or spatula striping, and at least four other level two cake-decorating skills
- 24 Cake decorated using at least five borders and side decorations
- 25 Cake decorated using combination of level two five borders, leaves, and flowers, special effects
- 26 Sugar mold (Easter Egg, ball or bell) with decorating skills from level two
- 27 Any other item using level two decorating skills
- 28 Any other item using level two decorating skills

### Fourth Year

**Lot No.**

- 29 Cake decorating notebook with pictures or diagrams of cakes, and record of expenses
- 30 A frosted, assembled, and decorated stack-tiered cake for a wedding
- 31 Example, (either diagram or photograph) of how to disassemble and cut a stacked or tiered cake
- 32 A baked, level, stacked cake featuring at least four skills from level three cake decorating
- 33 An exhibit that features side decorating or drop string work, flowers, figure piping, deep color effects, painting - specify buttercream or royal frosting and any other level three cake decorating skills

34 An exhibit that features at least three of the following borders and side decorations: basket weave, bow trimmed strings, crown, drop strings, Lambeth method, fleur-de-lis, flower and vine, ribbon and ball fringe, ribbons swag, shirred ribbon and shell, string lace, triple drop strings shirred ribbon and shell, string lace, triple drop strings, zig zag garland, and at least three nail flowers

35 An exhibit combining borders, flowers, special effects, lettering

36 An exhibit that features any combination of Austrian lace, chocolate molding flowers or leaves, cooked or rolled fondant, gum paste, marzipan, pulled sugars or wires with assorted decorations attached

37 Any other item using level three cake-decorating skills

38 Any other item using level three cake-decorating skills

### **Cake Decorating-Independent Study**

**Lot No.**

- 39 Any other item
- 40 Any other item
- 41 Any other item

***HIGHEST RIBBON IN EACH CAKE  
DECORATING LEVEL CAN BE SOLD AT FAIR***

### **CUPCAKE CHALLENGE**

**Class 71**

**Point Value: Blue 5, Red 4**

**Open to all 4-Hers enrolled in 4-H**

**All cupcakes must be standard size and have 3 on a plate**

**Cloverbuds 6 - 8 year olds**

**Lot No.**

- 1 Novelty
- 2 Decorated using pipe skills
- 3 Theme (Country Roads Take Me Home)

### **Beginners 9 - 11 year olds**

**Lot No.**

- 4 Novelty
- 5 Decorated using pipe skills
- 6 Theme (Country Roads Take Me Home)

### **Juniors 12 - 13 year olds**

**Lot No.**

- 7 Novelty
- 8 Decorated using pipe skills
- 9 Theme (Country Roads Take Me Home)

### **Seniors 14 and over**

**Lot No.**

- 10 Novelty
- 11 Decorated using pipe skills
- 12 Theme (Country Roads Take Me Home)

***Overall winner from each category will receive a prize!***



***ALL 4-H/FFA & OPEN CLASS EXHIBITS MUST  
REMAIN IN PLACE UNTIL 8:00 A.M.  
SUNDAY MORNING WITHOUT EXCEPTION!  
YOU WILL HAVE FROM 8:00 – NOON TO  
PICK YOUR INDOOR EXHIBITS UP!***



**FFA YOUTH INDOOR  
CLUB WORK  
Department P  
FFA MEMBERS ONLY**

**AG COMMUNICATIONS**

**CLASS 1**

Overall Awards: Overall Grand & Reserve  
Champion

Point Values: Blue – 6, Red – 4, White -2

**COMMUNICATIONS**

**Lot No.**

- 1 Your first article
- 2 Your first radio ad
- 3 Speech
- 4 Any other related project

**PARLIAMENTARY**

**Lot No.**

- 5 Manual of correct way to run a meeting
- 6 Breakdown of motions
- 7 Any other related project

**AG SALES & SERVICE**

**Class No.**

- 8 Sales ad for feeds, seeds, fertilizer, chemicals, etc.
- 9 Other Ag related sales advertisement
- 10 Any other related project

**PHOTOGRAPHY**

**Class No.**

- 11 Reporters chapter scrap book
- 12 Photo album of chapter events
- 13 Any other related project

**RECORDS AND MANUALS**

**Class No.**

- 14 Four-year record book
- 15 Livestock record book
- 16 Agribusiness record book
- 17 FFA chapter secretary book
- 18 FFA chapter treasure book
- 19 Any other related project

**LIVESTOCK**

**CLASS 2**

Overall Awards: Overall Grand & Reserve  
Champion

Point Values: Blue- 6, Red-4, White-2

**BEEF PRODUCTION**

**Lot No.**

- 1 Breeding stock display
- 2 Feed display
- 3 Genetic explanation
- 4 Market animal display
- 5 Any other related project

**DAIRY PRODUCTION**

**Lot No.**

- 6 Marketing of Dairy Products
- 7 Records of individual and herd milk production
- 8 Correct handling of milk and dairy by-products
- 9 Any other related project

**EQUINE SCIENCE**

**Lot No.**

- 10 Breeding Stock display
- 11 Feed display
- 12 Training display
- 13 Any other related project

**POULTRY PRODUCTION**

**Lot No.**

- 14 Incubator display
- 15 Feed Display
- 16 Egg production display

17 Any other related project

### **SHEEP PRODUCTION**

**Lot No.**

- 18 Feed display
- 19 Wool display
- 20 Breeding stock display
- 21 Market animal display
- 22 Any other related project

### **SMALL ANIMAL PRODUCTION**

**Lot No.**

- 23 Feed display
- 24 Animal production display
- 25 Any other related display

### **SPECIALTY ANIMAL PRODUCTION**

**Lot No.**

- 26 Feed display
- 27 Display of animal purpose
- 28 Any other related project

### **SWINE PRODUCTION**

**Lot No.**

- 29 Feed display
- 30 Breeding animal display
- 31 Market animal display
- 32 Any other related project

### **PLANT SCIENCE**

**Class 3**

Overall Awards: Overall Grand & Reserve  
Champion  
Point Values: Blue- 6, Red-4, White-2

### **CEREAL GRAIN PRODUCTION**

**Lot No.**

- 1 Display of cleaned grain
- 2 Display of planned crop rotation
- 3 Any other related project

### **FEED GRAIN PRODUCTION**

**Lot No.**

- 36 Display of feed grain
- 38 Display of planned crop rotation
- 38 Any other related project

### **FLORICULTURE**

**Lot No.**

- 4 Marketing ad for flowers
- 5 Display of flower arrangement
- 6 Display of flower packing
- 7 Dried flower and/or bouquet
- 8 Any other related project

### **FORAGE PRODUCTION**

**Lot No.**

- 9 Display of harvested crop
- 10 Display on quality analysis of forage crop
- 11 Any other related project

### **VEGETABLE AND FRUIT PRODUCTION**

**Lot No.**

- 12 Fruit or vegetable production display
- 13 Dried fruit or vegetable
- 14 Any other related project

### **SPECIALTY CROP**

**Lot No.**

- 15 Display of crop purpose
- 16 Display of crop production
- 17 Any other related project

### **NURSERY CROP PRODUCTION**

**Lot No.**

- 18 Display of nursery plants
- 19 Any other related project

## **NATURAL RESOURCES**

### **Class 4**

Overall Awards: Overall Grand & Reserve  
Champion

Point Values: Blue- 6, Red-4, White-2

## **ENVIRONMENTAL SCIENCE**

### **Lot No.**

- 1 Display of waste management
- 2 Display of energy use
- 3 Display of resource use
- 4 Any other related project

## **LANDSCAPE DESIGN & MANAGEMENT**

### **Lot No.**

- 5 Display of landscape improvement project
- 6 Any other related project

## **SOIL AND WATER PRODUCTION**

### **Lot No.**

- 7 Water quality display
- 8 Water treatment display
- 9 Soil improvement display
- 10 Erosion prevention display
- 11 Any other related project

## **WILDLIFE MANAGEMENT**

### **Lot No.**

- 12 Display of wildlife habitat improvement
- 13 Any other related project
- 14 Any other related project

## **AG PROCESSING**

### **Class 5**

Overall Awards: Overall Grand & Reserve  
Champion

Point Values: Blue- 6, Red-4, White-2

## **FOOD PROCESSING**

### **Lot No.**

- 1 Canning objects
- 2 Dried foods
- 3 Any other related project

## **MEATS**

### **Lot No.**

- 4 ID of beef cuts
- 5 ID of lamb cuts
- 6 ID of pork cuts
- 7 ID of poultry cuts
- 8 Any other related project

## **AG MECHANICS**

### **Class 6**

Overall Awards: Overall Grand & Reserve  
Champion

Point Values: Blue- 6, Red-4, White-2

## **AG WELDING**

### **Lot No.**

- 1 Display of OAW welds
- 2 Display of SMAW welds
- 3 Display of GMAW welds
- 4 Display of TIG welds
- 5 Plasma arc cut out
- 6 Any other welded project

## **AG CONSTRUCTION**

### **Lot No.**

- 7 Small animal shelter
- 8 Display of wood project
- 9 Any other related project

## **GPS IN AGRICULTURE**

### **Lot No.**

- 10 Map of field or range
- 11 GPS display

12 Any other related pr