



2023-2024 Annual Report

Office of the Dean of Students *Montana State University*

- Student Conduct Program
- Safety Questionnaire Review Committee
- Academic Misconduct
- CARE Program
- Leave of Absence and Retroactive Withdrawal
- Fraternity and Sorority Life
- Bobcat Parent and Family Program
- On-Call Response

Mission: Our mission is to offer dependable services for our campus while empowering students to advocate for themselves in the context of advancing appropriate academic and community standards. Our programs may offer support during times of conflict, facilitate healing during times of crisis, and provide educational opportunities during times of development.

Vision: We aspire to be campus leaders who challenge and support students as they grow and develop into ethical and contributing members of society. We advance opportunities for students to learn, grow, and transform into value-driven leaders who are better prepared to make significant contributions in Montana and around the globe.

Values:

- Transparency
- Communication
- Compassion
- Integrity
- Organized

University Student Conduct Program

Student violations continue to be adjudicated through the student conduct process. This year, 2148 reports were received and reviewed for potential violations of the Code of Student Conduct, including violations of the Student Housing Community Standards. Also this year, 1938 cases were created involving 1994 individuals.

Student Conduct Incident Reports

The table below indicates the number of times a report was submitted for review. Not all reports become conduct cases.

Year	Housing	UPD*	DOS Website**	Other	Total
2021-2022	1927	230	61	17	2235
2022-2023	2022	331	44	2	2399
2023-2024	1743	364	39	2	2148

*Includes reports from other Law Enforcement Agencies

**Reports submitted through a form on the Dean of Students' website that any individual can submit

Student Conduct Adjudication

Excluding Student Housing Community Standard violations (noise, passive involvement, security, safety, etc.), alcohol is the violation that students were found responsible for most often.

Student Conduct Cases

The table below shows the total number of student conduct cases that were created, and the number of individuals involved in those cases.

Year	Student Housing Conduct	Student Conduct	Total
2021-2022 Cases	1460	697	2157
2021-2022 Individuals	2418	1460	3878
2022-2023 Cases	1636	694	2330
2022-2023 Individuals	2677	1476	4153
2023-2024 Cases	476	830	1306
2023-2024 Individuals	761	1361	2122

Types of Violations

The table below provides the Code of Student Conduct violations most frequently violated in 2023-2024 for which students were found responsible. Student Housing policies, although also Code of Conduct Violations, are not reflected in these statistics.

Violation	2021-2022 Total	2022-2023 Total	2023-2024 Total
Alcohol – Illegal Use	281	361	347
Disruptive Conduct – Failure to Comply	90	48	58
Disruptive Conduct - Other	169	146	183
Drugs – Illegal Use	79	75	102
Illegal Conduct	24	30	22
Theft	22	16	17

Note: A student may have received more than one sanction or been found responsible for more than one violation.

Sanctioning

Montana State University uses a progressive and educational sanctioning model. The warning is most commonly used to accompany an educational conversation with a student for a first-time violation. Students with a first-time alcohol or drug violations must also complete Insight or a court-mandated MIP course. The table below depicts the number of sanctions issued. **Note: A student may have received more than one sanction or been found responsible for more than one violation.**

Sanction	2021-2022 Total	2022-2023 Total	2023-2024 Total
Warning	673	420	485
Educational Assignment	235	475	286
Apology	47	44	28
AYCSS (Allen Yarnell Center for Student Success) Meeting	81	176	201
Community Service	74	75	79
Restitution	16	19	38
Insight/MIP Class	379	449	456
Housing Probation	104	40	144
Housing Removal	3	9	9
University Conduct Probation	53	96	111
Conduct Suspension	5	4	11
Conduct Expulsion	0	0	0
Medical Amnesty*	55	70	46

***Medical Amnesty-** Montana State University's [Medical Amnesty Policy](#) encourages students to seek help for themselves and those around them without the barrier of potential student conduct ramifications. All individuals involved (those who need medical assistance and any students around supporting that individual) will be required to meet with a conduct officer, and some may be required to meet with the Insight office at no expense to the student.

Safety Questionnaire Review Committee

The Safety Questionnaire Review Committee (SQRC) is responsible for reviewing and evaluating new and returning student applicants for admission to Montana State University who, in accordance with the University policy, disclose a criminal or other specified behavioral history of a nature that may adversely affect their own or others' safety and success at Montana State University. The SQRC also makes recommendations to the Dean of Students to determine whether these potential students who might pose a safety concern to campus should be accepted into the University community in accordance with both the University and Board of Regents Policy.

Safety Questionnaire Review Committee Decisions			
Decision	2021-2022	2022-2023	2023-2024
Admitted (No Restrictions)	43	70	43
Admitted (With Restrictions)	40	41	31
No Need to Review	22	9	16
Not Able to Review	3	3	5
Denied	15	11	15
Total	123	134	110

Academic Misconduct

Academic misconduct includes cheating, plagiarism, forgery, falsification, facilitation or aiding academic dishonesty; multiple submission, theft of instructional materials or tests; unauthorized access to, manipulation of or tampering with laboratory equipment, experiments, computer programs, or animals without proper authorization; alteration of grades or files; misuse of research data in reporting results; use of personal relationships to gain grades or favors, or otherwise attempting to obtain grades or credit through fraudulent means.

Academic Misconduct by College		
College	2022-2023	2023-2024
University Studies	3 or 4.5%	6 or 7.5%
Engineering	10 or 15%	25 or 30%
Business	16 or 24%	3 or 3.6%
Letters & Sciences	14 or 21%	10 or 20%
Agriculture	3 or 4.5%	6 or 7.5%
Arts & Architecture	2 or 3%	0 or 0%
Education (EHHD)	3 or 4.5%	6 or 7.5%
Nursing	6 or 9%	9 or 10% ^o
Graduate School	8 or 12%	0 or 0%
Gallatin College	1 or 1.5%	10 or 12%
Total cases	66	82

Academic Misconduct Types and Sanctions 2023-2024									
Violation	Lower or F Grade in Course	Lower or F Grade on Assignment	Reprimand (warning letter)	Repeat or Alternate Assignment	Conduct Probation (DOS)	Academic Conduct Probation	Academic Integrity Seminar	Not Responsible	Conduct Suspension
Cheating *	0	36	4	2	0	0	1	3	0
Plagiarism	3	37	4	1	0	0	0	0	0
Falsification	0	0	0	1	0	0	0	0	0
Multiple Submission	3	1	1	0	0	0	0	0	0
Facilitating Academic Misconduct	0	3	0	0	0	0	0	0	0
Acts of Dishonesty	0	1	2	2	0	0	0	0	0
Tampering	0	0	0	0	0	0	0	0	0
Total	6	63	11	3	0	0	1	3	0

*Includes multiple charges per case.

CARE Program

To promote the safety and wellness of our community, the CARE Program addresses behaviors that are disruptive, dangerous, and may include mental health and/or safety issues.

The CARE Program includes two specialized advisory teams managed through the Office of the Dean of Students (DOS). Our CARE (Campus Assessment Response Education) and BIT (Behavioral Intervention Team) teams are committed to improving campus safety and security by proactively and collaboratively coordinating purposeful interventions to situations that pose a threat to the safety and well-being of the campus community or any of its members.

	2021-2022	2022-2023	2023-2024
MSU CARE Program Cases Per Academic Year	930	938	1,007

Figure 1: MSU Care program incident reports by month referred



Figure 2: MSU Care program cases by academic college

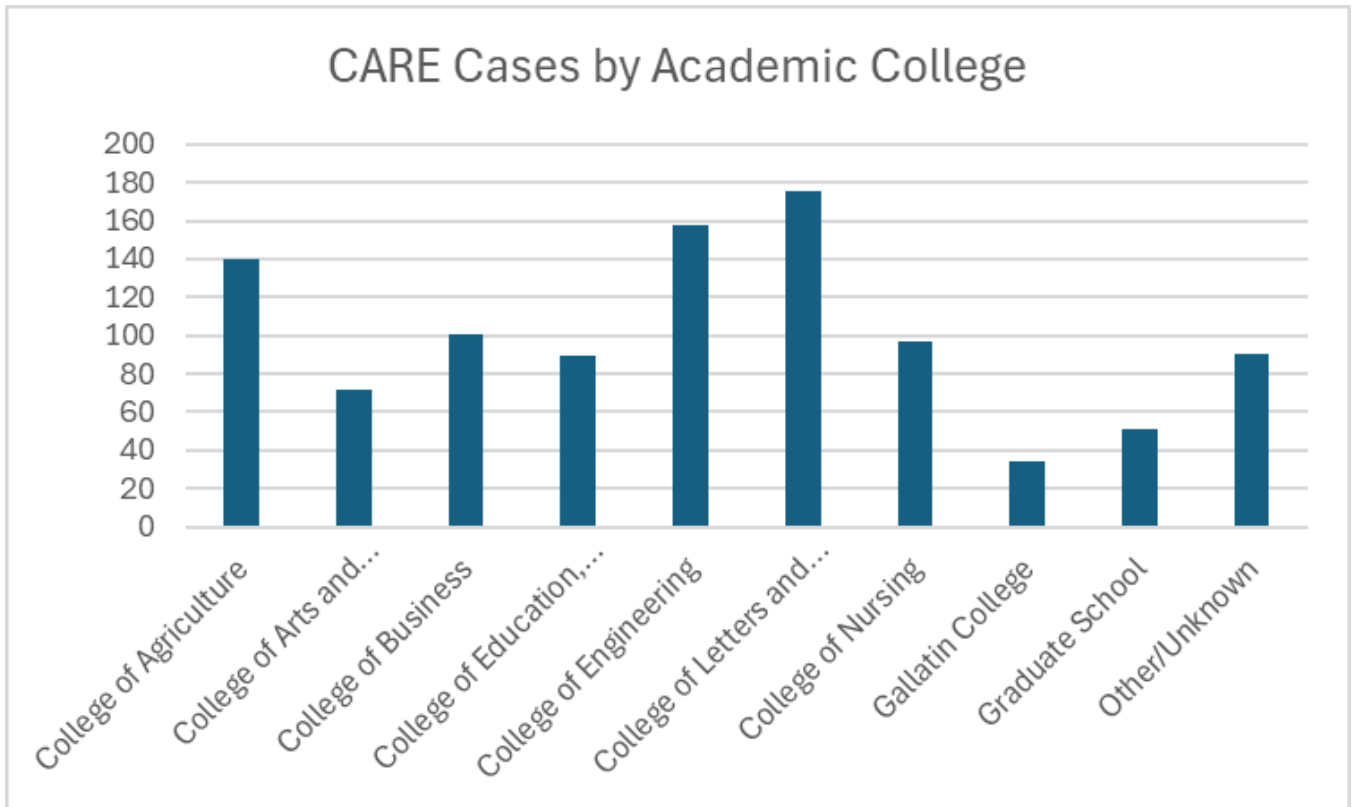


Figure 3: MSU Care program cases by home state

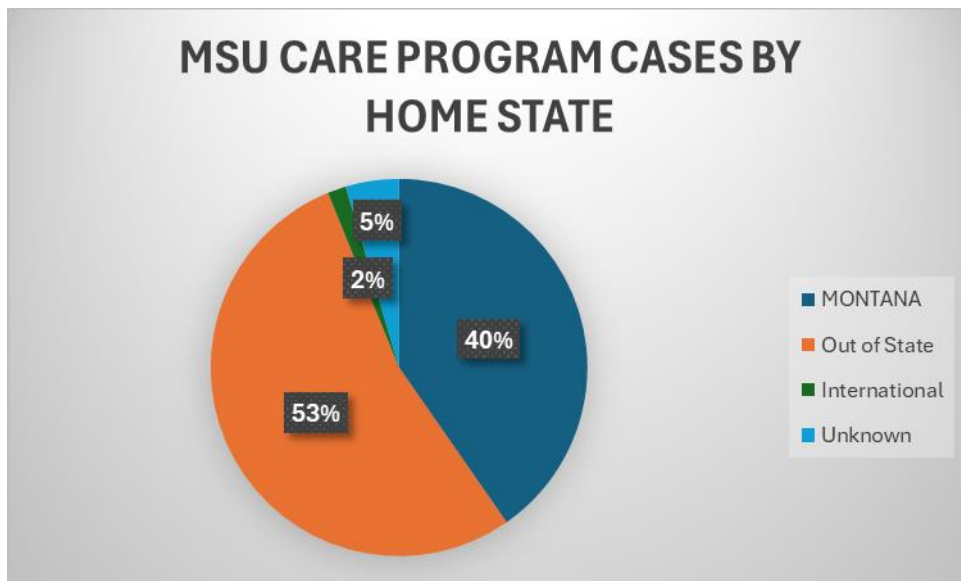
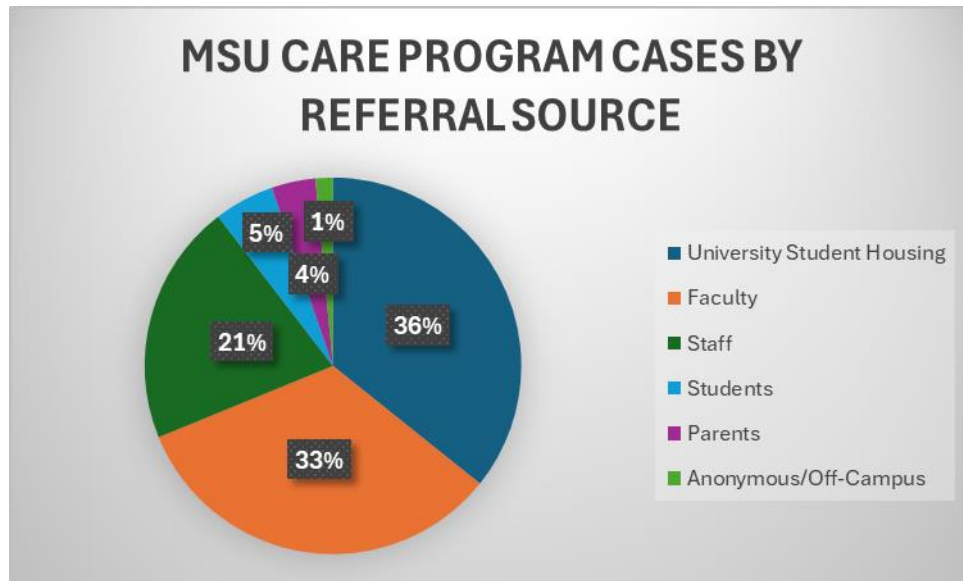


Figure 4: MSU Care program cases by referral source



Leave of Absence (LOA) and Retroactive Withdrawal (RWD)

The Office of the Dean of Students works with students and former students interested in applying for a Leave of Absence or a Retroactive Withdrawal. Occasionally, students may experience situations that significantly limit their ability to function successfully or safely in their role as students, including mental or physical illness, injury, death of a family member, or other extenuating circumstances. A leave of absence permits students to explain their situation and provide documentation supporting their request so they may temporarily withdraw from the University and their studies and address the issues that led to the need for leave. Students *seeking a leave of absence* due to extenuating circumstances will meet with DOS staff to determine the course of action and complete the application and submit it to DOS.

Once the application is complete, the LOA request goes to the Dean of Students for review. The Dean of Students will consult and recommend based on the student's application, extenuating circumstances, and submitted documentation. The student will receive a decision in writing and a phone call.

Similarly, a RWD may be available for students who were unable to request a timely leave of absence, but who were forced to leave the University due to a health or safety emergency, or who experienced a mental or physical illness, injury, or other extraordinary circumstances.

Leave of Absence Decisions		
Decision	2022-2023	2023-2024
Approved for reduction of tuition and fees (no W's)	145 or 94%	120 or 83%
Approved for withdrawal (W's)	3 or 2%	17 or 12%
Denied	0%	2 or 2%
In process or incomplete	6 or 4%	3 or 3%
Total	155	145
*Re-entry	47	123

Retroactive Withdrawal Decisions		
Decision	2022-2023	2023-2024
Approved for reduction of tuition and fees (no W's)	27 or 33%	20 or 22%
Approved for withdrawal (W's)	43 or 51%	39 or 41%
Denied	0%	0%
In process or incomplete	14 or 16%	37 or 39%
Total	84	96
* Re-entry	5	4

* Based on the individualized assessment of each case, the Dean of Students may request students to complete a re-entry process prior to enrollment from an approved University LOA or RWD.

Fraternity and Sorority Life

The Office of the Dean of Students works closely with sororities and fraternities to ensure their compliance with university policies and to support them in their academic, public relations, philanthropic, and recruitment efforts. We have nine fraternities: Alpha Gamma Rho, Alpha Sigma Phi, Kappa Sigma, Pi Kappa Alpha, Phi Sigma Kappa, Sigma Chi, Sigma Phi Epsilon, Sigma Alpha Epsilon, and Sigma Nu, and four sororities: Alpha Omicron Pi, Chi Omega, Delta Gamma, and Pi Beta Phi.

Fraternity and Sorority Membership			
Membership	Fall 2021	Fall 2022	Fall 2023
Sorority	306	340	433
Undergraduate Female	6800	6797	6886
Fraternity	345	478	477
Undergraduate Male	6643	7767	7936
Total Enrollment	14574	14564	14822
FSL %	4.5%	5.4%	6.1%

Fraternity and Sorority Scholarship			
Membership	Fall 2021	Fall 2022	Fall 2023
Sorority	3.04	3.02	3.08
Undergraduate Female	3.11	3.13	3.13
Fraternity	3.10	3.02	2.96
Undergraduate Male	2.95	2.89	2.90
Undergraduate GPA	3.08	3.00	3.00

Bobcat Parent and Family Programs

During the 2023-24 academic year, the Bobcat Parent and Family Program (BFPF) offered a variety of programs and services for MSU parents and family members, including:

- BFPF supports bi-monthly communications from the DOS with parents with the goal of increasing parent engagement.
- BFPF hosted three orientation socials in JJCBE this summer where parents and families can connect with each other and MSU administrators.
- The annual Parent and Family Weekend (PFW) registration became more streamlined with parents purchasing their football tickets directly from Bobcat Athletics. The alumni foundation administers registration for PFW. Fall 2023 PFW included an opening reception, breakfast/lunch tailgate, dessert reception at the MOR, and access to campus activities.
- BFPF hotline remains a popular way for parents to seek information or discuss their concerns.
- BFPF produced its sixth annual calendar for parents and families, which was still very popular with parents and families.
- 1437 total attendees for 2023 (1587 attendees in 2022, 1370 attendees in 2021).

On-Call Response

Monday-Friday, from 8:00 am to 5:00 pm, an on-call staff member is available to support students and other University community members with time-sensitive and/or other specific concerns during the school year and in the summer months. Examples may include but are not limited to:

- Personal or family health issues interfering with academics or student's well-being
- Faculty/staff concerns about a student's well-being/mental health or a disruptive student
- Student issue with a faculty member
- Questions about campus resources
- Conflict with other students/staff
- Academic concern or grievance
- Leave of Absence (LOA) & Retroactive Withdrawal (RWD)
- Consultation on other MSU policies and procedures

In the 2023-2024 academic year, the office saw 367 unique on-call cases, not including LOA and RWD cases that started as on-call cases (341 cases in 2021-2022, 335 cases in 2022-2023).